

# ENGLISH

First Additional Language

Grade **3**

Worksheet Pack

Term 1

Edition 5, 2023








**basic education**  
Department:  
Basic Education  
REPUBLIC OF SOUTH AFRICA













MONDAY

	LOOK & SAY	let's	went	whale	what	bully
	SOUND OUT	bloom	blood	bloody	blush	
		blend	blink	blinked	blank	
	★	I <u>blink</u> and I <u>blush</u> .				
 	READ	What do I see? I see <u>blood</u> . I see <u>blood</u> on her leg. I see a big cut on her leg. Her leg is <u>bloody</u> . Let's get a rag. Let's get a rag to blot the <u>blood</u> . If I see <u>blood</u> , I <u>blush</u> . I <u>blush</u> if I see <u>blood</u> . I am <u>blushing</u> . I do not see <u>blood</u> . Her leg is not <u>bloody</u> . I can see the big cut no <u>blood</u> . I am not <u>blushing</u> .				





TUESDAY

	WRITE	Copy the  and  words from Monday into your exercise books.				
---	-------	--	--	--	--	--



WEDNESDAY

	LOOK & SAY	let's	went	whale	what	bully
	SOUND OUT	bloom	blood	bloody	blush	
		blend	blink	blinked	blank	
		I <u>blink</u> and <u>blush</u> at the <u>blood</u> .				
 	READ	I see a bully. I <u>blink</u> at the bully. I <u>blush</u> at the bully. I <u>blink</u> and <u>blush</u> at the bully. Do you see a <u>bully</u> ? Do you <u>blink</u> at the <u>bully</u> ? Do you <u>blush</u> at the <u>bully</u> ? Do you <u>blink</u> and <u>blush</u> at the <u>bully</u> ? What will the <u>bully</u> do? What will the <u>bully</u> do if we <u>blink</u> and <u>blush</u> at him?				






# THURSDAY

	LOOK & SAY	let's	went	whale	what	bully
 	READ					<p>The whale will see. The whale will see the bully. The whale went. The whale went to the bully. What will the whale do? What will the whale do to the bully? Will the whale <u>blush</u>? Will the whale <u>blink</u>? Will the whale <u>blush</u> and <u>blink</u> at the bully. No, he will not <u>blush</u>. No, he will not <u>blink</u>. The whale will get the bully to go.</p>




# FRIDAY

	LOOK & SAY	let's	went	whale	what	bully
	READ & ANSWER	<ol style="list-style-type: none"> <li>1. Who will the whale see? The whale will see the _____.</li> <li>2. Who went to the bully? The _____ went to the bully.</li> <li>3. Will the whale blush? Yes / No, the whale will / will not blush.</li> <li>4. Will the whale blink? Yes / No, the whale will / will not blink.</li> <li>5. What will the whale do? The whale will get the bully to _____.</li> </ol>				






MONDAY

	LOOK & SAY	let's	went	whale	what	bully
	SOUND OUT	bloom	blood	bloody	blush	
		blend	blink	blinked	blank	
	★	I <u>blink</u> and I <u>blush</u> .				
 	READ	What do I see? I see <u>blood</u> . I see <u>blood</u> on her leg. I see a big cut on her leg. Her leg is <u>bloody</u> . Let's get a rag. Let's get a rag to blot the <u>blood</u> . If I see <u>blood</u> , I <u>blush</u> . I <u>blush</u> if I see <u>blood</u> . I am <u>blushing</u> . I do not see <u>blood</u> . Her leg is not <u>bloody</u> . I can see the big cut no <u>blood</u> . I am not <u>blushing</u> .				





TUESDAY

	WRITE	Copy the  and  words from Monday into your exercise books.				
---	-------	--	--	--	--	--



WEDNESDAY

	LOOK & SAY	let's	went	whale	what	bully
	SOUND OUT	bloom	blood	bloody	blush	
		blend	blink	blinked	blank	
		I <u>blink</u> and <u>blush</u> at the <u>blood</u> .				
 	READ	I see a bully. I <u>blink</u> at the bully. I <u>blush</u> at the bully. I <u>blink</u> and <u>blush</u> at the bully. Do you see a <u>bully</u> ? Do you <u>blink</u> at the <u>bully</u> ? Do you <u>blush</u> at the <u>bully</u> ? Do you <u>blink</u> and <u>blush</u> at the <u>bully</u> ? What will the <u>bully</u> do? What will the <u>bully</u> do if we <u>blink</u> and <u>blush</u> at him?				






# THURSDAY

	LOOK & SAY	let's	went	whale	what	bully
 	READ					<p>The whale will see. The whale will see the bully. The whale went. The whale went to the bully. What will the whale do? What will the whale do to the bully? Will the whale <u>blush</u>? Will the whale <u>blink</u>? Will the whale <u>blush</u> and <u>blink</u> at the bully. No, he will not <u>blush</u>. No, he will not <u>blink</u>. The whale will get the bully to go.</p>




# FRIDAY

	LOOK & SAY	let's	went	whale	what	bully
	READ & ANSWER	<ol style="list-style-type: none"> <li>1. Who will the whale see? The whale will see the _____.</li> <li>2. Who went to the bully? The _____ went to the bully.</li> <li>3. Will the whale blush? Yes / No, the whale will / will not blush.</li> <li>4. Will the whale blink? Yes / No, the whale will / will not blink.</li> <li>5. What will the whale do? The whale will get the bully to _____.</li> </ol>				






MONDAY

	LOOK & SAY	let's	went	whale	what	bully
	SOUND OUT	bloom	blood	bloody	blush	
		blend	blink	blinked	blank	
	★	I <u>blink</u> and I <u>blush</u> .				
 	READ	What do I see? I see <u>blood</u> . I see <u>blood</u> on her leg. I see a big cut on her leg. Her leg is <u>bloody</u> . Let's get a rag. Let's get a rag to blot the <u>blood</u> . If I see <u>blood</u> , I <u>blush</u> . I <u>blush</u> if I see <u>blood</u> . I am <u>blushing</u> . I do not see <u>blood</u> . Her leg is not <u>bloody</u> . I can see the big cut no <u>blood</u> . I am not <u>blushing</u> .				





TUESDAY

	WRITE	Copy the  and  words from Monday into your exercise books.				
---	-------	--	--	--	--	--



WEDNESDAY

	LOOK & SAY	let's	went	whale	what	bully
	SOUND OUT	bloom	blood	bloody	blush	
		blend	blink	blinked	blank	
		I <u>blink</u> and <u>blush</u> at the <u>blood</u> .				
 	READ	I see a bully. I <u>blink</u> at the bully. I <u>blush</u> at the bully. I <u>blink</u> and <u>blush</u> at the bully. Do you see a <u>bully</u> ? Do you <u>blink</u> at the <u>bully</u> ? Do you <u>blush</u> at the <u>bully</u> ? Do you <u>blink</u> and <u>blush</u> at the <u>bully</u> ? What will the <u>bully</u> do? What will the <u>bully</u> do if we <u>blink</u> and <u>blush</u> at him?				

# THURSDAY






	LOOK & SAY	let's	went	whale	what	bully
 	READ					<p>The whale will see. The whale will see the bully. The whale went. The whale went to the bully. What will the whale do? What will the whale do to the bully? Will the whale <u>blush</u>? Will the whale <u>blink</u>? Will the whale <u>blush</u> and <u>blink</u> at the bully. No, he will not <u>blush</u>. No, he will not <u>blink</u>. The whale will get the bully to go.</p>

# FRIDAY




	LOOK & SAY	let's	went	whale	what	bully
	READ & ANSWER	<ol style="list-style-type: none"> <li>1. Who will the whale see? The whale will see the _____.</li> <li>2. Who went to the bully? The _____ went to the bully.</li> <li>3. Will the whale blush? Yes / No, the whale will / will not blush.</li> <li>4. Will the whale blink? Yes / No, the whale will / will not blink.</li> <li>5. What will the whale do? The whale will get the bully to _____.</li> </ol>				








MONDAY

	LOOK & SAY	let's	went	whale	what	bully
	SOUND OUT	bloom	blood	bloody	blush	
		blend	blink	blinked	blank	
	★	I <u>blink</u> and I <u>blush</u> .				
 	READ	What do I see? I see <u>blood</u> . I see <u>blood</u> on her leg. I see a big cut on her leg. Her leg is <u>bloody</u> . Let's get a rag. Let's get a rag to blot the <u>blood</u> . If I see <u>blood</u> , I <u>blush</u> . I <u>blush</u> if I see <u>blood</u> . I am <u>blushing</u> . I do not see <u>blood</u> . Her leg is not <u>bloody</u> . I can see the big cut no <u>blood</u> . I am not <u>blushing</u> .				





TUESDAY

	WRITE	Copy the  and  words from Monday into your exercise books.				
---	-------	--	--	--	--	--



WEDNESDAY

	LOOK & SAY	let's	went	whale	what	bully
	SOUND OUT	bloom	blood	bloody	blush	
		blend	blink	blinked	blank	
		I <u>blink</u> and <u>blush</u> at the <u>blood</u> .				
 	READ	I see a bully. I <u>blink</u> at the bully. I <u>blush</u> at the bully. I <u>blink</u> and <u>blush</u> at the bully. Do you see a <u>bully</u> ? Do you <u>blink</u> at the <u>bully</u> ? Do you <u>blush</u> at the <u>bully</u> ? Do you <u>blink</u> and <u>blush</u> at the <u>bully</u> ? What will the <u>bully</u> do? What will the <u>bully</u> do if we <u>blink</u> and <u>blush</u> at him?				






# THURSDAY

	LOOK & SAY	let's	went	whale	what	bully
 	READ					<p>The whale will see. The whale will see the bully. The whale went. The whale went to the bully. What will the whale do? What will the whale do to the bully? Will the whale <u>blush</u>? Will the whale <u>blink</u>? Will the whale <u>blush</u> and <u>blink</u> at the bully. No, he will not <u>blush</u>. No, he will not <u>blink</u>. The whale will get the bully to go.</p>




# FRIDAY

	LOOK & SAY	let's	went	whale	what	bully
	READ & ANSWER	<ol style="list-style-type: none"> <li>1. Who will the whale see? The whale will see the _____.</li> <li>2. Who went to the bully? The _____ went to the bully.</li> <li>3. Will the whale blush? Yes / No, the whale will / will not blush.</li> <li>4. Will the whale blink? Yes / No, the whale will / will not blink.</li> <li>5. What will the whale do? The whale will get the bully to _____.</li> </ol>				






MONDAY

	LOOK & SAY	let's	went	whale	what	bully
	SOUND OUT	bloom	blood	bloody	blush	
		blend	blink	blinked	blank	
	★	I <u>blink</u> and I <u>blush</u> .				
 	READ	What do I see? I see <u>blood</u> . I see <u>blood</u> on her leg. I see a big cut on her leg. Her leg is <u>bloody</u> . Let's get a rag. Let's get a rag to blot the <u>blood</u> . If I see <u>blood</u> , I <u>blush</u> . I <u>blush</u> if I see <u>blood</u> . I am <u>blushing</u> . I do not see <u>blood</u> . Her leg is not <u>bloody</u> . I can see the big cut no <u>blood</u> . I am not <u>blushing</u> .				





TUESDAY

	WRITE	Copy the  and  words from Monday into your exercise books.				
---	-------	--	--	--	--	--



WEDNESDAY

	LOOK & SAY	let's	went	whale	what	bully
	SOUND OUT	bloom	blood	bloody	blush	
		blend	blink	blinked	blank	
		I <u>blink</u> and <u>blush</u> at the <u>blood</u> .				
 	READ	I see a bully. I <u>blink</u> at the bully. I <u>blush</u> at the bully. I <u>blink</u> and <u>blush</u> at the bully. Do you see a <u>bully</u> ? Do you <u>blink</u> at the <u>bully</u> ? Do you <u>blush</u> at the <u>bully</u> ? Do you <u>blink</u> and <u>blush</u> at the <u>bully</u> ? What will the <u>bully</u> do? What will the <u>bully</u> do if we <u>blink</u> and <u>blush</u> at him?				






# THURSDAY

	LOOK & SAY	let's	went	whale	what	bully
 	READ					<p>The whale will see. The whale will see the bully. The whale went. The whale went to the bully. What will the whale do? What will the whale do to the bully? Will the whale <u>blush</u>? Will the whale <u>blink</u>? Will the whale <u>blush</u> and <u>blink</u> at the bully. No, he will not <u>blush</u>. No, he will not <u>blink</u>. The whale will get the bully to go.</p>




# FRIDAY

	LOOK & SAY	let's	went	whale	what	bully
	READ & ANSWER	<ol style="list-style-type: none"> <li>1. Who will the whale see? The whale will see the _____.</li> <li>2. Who went to the bully? The _____ went to the bully.</li> <li>3. Will the whale blush? Yes / No, the whale will / will not blush.</li> <li>4. Will the whale blink? Yes / No, the whale will / will not blink.</li> <li>5. What will the whale do? The whale will get the bully to _____.</li> </ol>				






MONDAY

	LOOK & SAY	let's	went	whale	what	bully
	SOUND OUT	bloom	blood	bloody	blush	
		blend	blink	blinked	blank	
	★	I <u>blink</u> and I <u>blush</u> .				
 	READ	What do I see? I see <u>blood</u> . I see <u>blood</u> on her leg. I see a big cut on her leg. Her leg is <u>bloody</u> . Let's get a rag. Let's get a rag to blot the <u>blood</u> . If I see <u>blood</u> , I <u>blush</u> . I <u>blush</u> if I see <u>blood</u> . I am <u>blushing</u> . I do not see <u>blood</u> . Her leg is not <u>bloody</u> . I can see the big cut no <u>blood</u> . I am not <u>blushing</u> .				





TUESDAY

	WRITE	Copy the  and  words from Monday into your exercise books.				
---	-------	--	--	--	--	--



WEDNESDAY

	LOOK & SAY	let's	went	whale	what	bully
	SOUND OUT	bloom	blood	bloody	blush	
		blend	blink	blinked	blank	
		I <u>blink</u> and <u>blush</u> at the <u>blood</u> .				
 	READ	I see a bully. I <u>blink</u> at the bully. I <u>blush</u> at the bully. I <u>blink</u> and <u>blush</u> at the bully. Do you see a <u>bully</u> ? Do you <u>blink</u> at the <u>bully</u> ? Do you <u>blush</u> at the <u>bully</u> ? Do you <u>blink</u> and <u>blush</u> at the <u>bully</u> ? What will the <u>bully</u> do? What will the <u>bully</u> do if we <u>blink</u> and <u>blush</u> at him?				






# THURSDAY

	LOOK & SAY	let's	went	whale	what	bully
 	READ					<p>The whale will see. The whale will see the bully. The whale went. The whale went to the bully. What will the whale do? What will the whale do to the bully? Will the whale <u>blush</u>? Will the whale <u>blink</u>? Will the whale <u>blush</u> and <u>blink</u> at the bully. No, he will not <u>blush</u>. No, he will not <u>blink</u>. The whale will get the bully to go.</p>




# FRIDAY

	LOOK & SAY	let's	went	whale	what	bully
	READ & ANSWER	<ol style="list-style-type: none"> <li>1. Who will the whale see? The whale will see the _____.</li> <li>2. Who went to the bully? The _____ went to the bully.</li> <li>3. Will the whale blush? Yes / No, the whale will / will not blush.</li> <li>4. Will the whale blink? Yes / No, the whale will / will not blink.</li> <li>5. What will the whale do? The whale will get the bully to _____.</li> </ol>				






MONDAY

	LOOK & SAY	let's	went	whale	what	bully
	SOUND OUT	bloom	blood	bloody	blush	
		blend	blink	blinked	blank	
	★	I <u>blink</u> and I <u>blush</u> .				
 	READ	What do I see? I see <u>blood</u> . I see <u>blood</u> on her leg. I see a big cut on her leg. Her leg is <u>bloody</u> . Let's get a rag. Let's get a rag to blot the <u>blood</u> . If I see <u>blood</u> , I <u>blush</u> . I <u>blush</u> if I see <u>blood</u> . I am <u>blushing</u> . I do not see <u>blood</u> . Her leg is not <u>bloody</u> . I can see the big cut no <u>blood</u> . I am not <u>blushing</u> .				





TUESDAY

	WRITE	Copy the  and  words from Monday into your exercise books.				
---	-------	--	--	--	--	--



WEDNESDAY

	LOOK & SAY	let's	went	whale	what	bully
	SOUND OUT	bloom	blood	bloody	blush	
		blend	blink	blinked	blank	
		I <u>blink</u> and <u>blush</u> at the <u>blood</u> .				
 	READ	I see a bully. I <u>blink</u> at the bully. I <u>blush</u> at the bully. I <u>blink</u> and <u>blush</u> at the bully. Do you see a <u>bully</u> ? Do you <u>blink</u> at the <u>bully</u> ? Do you <u>blush</u> at the <u>bully</u> ? Do you <u>blink</u> and <u>blush</u> at the <u>bully</u> ? What will the <u>bully</u> do? What will the <u>bully</u> do if we <u>blink</u> and <u>blush</u> at him?				

# THURSDAY






	LOOK & SAY	let's	went	whale	what	bully
 	READ					<p>The whale will see. The whale will see the bully. The whale went. The whale went to the bully. What will the whale do? What will the whale do to the bully? Will the whale <u>blush</u>? Will the whale <u>blink</u>? Will the whale <u>blush</u> and <u>blink</u> at the bully. No, he will not <u>blush</u>. No, he will not <u>blink</u>. The whale will get the bully to go.</p>

# FRIDAY




	LOOK & SAY	let's	went	whale	what	bully
	READ & ANSWER	<ol style="list-style-type: none"> <li>1. Who will the whale see? The whale will see the _____.</li> <li>2. Who went to the bully? The _____ went to the bully.</li> <li>3. Will the whale blush? Yes / No, the whale will / will not blush.</li> <li>4. Will the whale blink? Yes / No, the whale will / will not blink.</li> <li>5. What will the whale do? The whale will get the bully to _____.</li> </ol>				








MONDAY

	LOOK & SAY	let's	went	whale	what	bully
	SOUND OUT	bloom	blood	bloody	blush	
		blend	blink	blinked	blank	
	★	I <u>blink</u> and I <u>blush</u> .				
 	READ	What do I see? I see <u>blood</u> . I see <u>blood</u> on her leg. I see a big cut on her leg. Her leg is <u>bloody</u> . Let's get a rag. Let's get a rag to blot the <u>blood</u> . If I see <u>blood</u> , I <u>blush</u> . I <u>blush</u> if I see <u>blood</u> . I am <u>blushing</u> . I do not see <u>blood</u> . Her leg is not <u>bloody</u> . I can see the big cut no <u>blood</u> . I am not <u>blushing</u> .				





TUESDAY

	WRITE	Copy the  and  words from Monday into your exercise books.				
---	-------	--	--	--	--	--



WEDNESDAY

	LOOK & SAY	let's	went	whale	what	bully
	SOUND OUT	bloom	blood	bloody	blush	
		blend	blink	blinked	blank	
		I <u>blink</u> and <u>blush</u> at the <u>blood</u> .				
 	READ	I see a bully. I <u>blink</u> at the bully. I <u>blush</u> at the bully. I <u>blink</u> and <u>blush</u> at the bully. Do you see a <u>bully</u> ? Do you <u>blink</u> at the <u>bully</u> ? Do you <u>blush</u> at the <u>bully</u> ? Do you <u>blink</u> and <u>blush</u> at the <u>bully</u> ? What will the <u>bully</u> do? What will the <u>bully</u> do if we <u>blink</u> and <u>blush</u> at him?				






# THURSDAY

	LOOK & SAY	let's	went	whale	what	bully
 	READ					<p>The whale will see. The whale will see the bully. The whale went. The whale went to the bully. What will the whale do? What will the whale do to the bully? Will the whale <u>blush</u>? Will the whale <u>blink</u>? Will the whale <u>blush</u> and <u>blink</u> at the bully. No, he will not <u>blush</u>. No, he will not <u>blink</u>. The whale will get the bully to go.</p>




# FRIDAY

	LOOK & SAY	let's	went	whale	what	bully
	READ & ANSWER	<ol style="list-style-type: none"> <li>1. Who will the whale see? The whale will see the _____.</li> <li>2. Who went to the bully? The _____ went to the bully.</li> <li>3. Will the whale blush? Yes / No, the whale will / will not blush.</li> <li>4. Will the whale blink? Yes / No, the whale will / will not blink.</li> <li>5. What will the whale do? The whale will get the bully to _____.</li> </ol>				






MONDAY

	LOOK & SAY	let's	went	whale	what	bully
	SOUND OUT	bloom	blood	bloody	blush	
		blend	blink	blinked	blank	
	★	I <u>blink</u> and I <u>blush</u> .				
 	READ	What do I see? I see <u>blood</u> . I see <u>blood</u> on her leg. I see a big cut on her leg. Her leg is <u>bloody</u> . Let's get a rag. Let's get a rag to blot the <u>blood</u> . If I see <u>blood</u> , I <u>blush</u> . I <u>blush</u> if I see <u>blood</u> . I am <u>blushing</u> . I do not see <u>blood</u> . Her leg is not <u>bloody</u> . I can see the big cut no <u>blood</u> . I am not <u>blushing</u> .				





TUESDAY

	WRITE	Copy the  and  words from Monday into your exercise books.				
---	-------	--	--	--	--	--



WEDNESDAY

	LOOK & SAY	let's	went	whale	what	bully
	SOUND OUT	bloom	blood	bloody	blush	
		blend	blink	blinked	blank	
		I <u>blink</u> and <u>blush</u> at the <u>blood</u> .				
 	READ	I see a bully. I <u>blink</u> at the bully. I <u>blush</u> at the bully. I <u>blink</u> and <u>blush</u> at the bully. Do you see a <u>bully</u> ? Do you <u>blink</u> at the <u>bully</u> ? Do you <u>blush</u> at the <u>bully</u> ? Do you <u>blink</u> and <u>blush</u> at the <u>bully</u> ? What will the <u>bully</u> do? What will the <u>bully</u> do if we <u>blink</u> and <u>blush</u> at him?				






# THURSDAY

	LOOK & SAY	let's	went	whale	what	bully
 	READ					<p>The whale will see. The whale will see the bully. The whale went. The whale went to the bully. What will the whale do? What will the whale do to the bully? Will the whale <u>blush</u>? Will the whale <u>blink</u>? Will the whale <u>blush</u> and <u>blink</u> at the bully. No, he will not <u>blush</u>. No, he will not <u>blink</u>. The whale will get the bully to go.</p>




# FRIDAY

	LOOK & SAY	let's	went	whale	what	bully
	READ & ANSWER	<ol style="list-style-type: none"> <li>1. Who will the whale see? The whale will see the _____.</li> <li>2. Who went to the bully? The _____ went to the bully.</li> <li>3. Will the whale blush? Yes / No, the whale will / will not blush.</li> <li>4. Will the whale blink? Yes / No, the whale will / will not blink.</li> <li>5. What will the whale do? The whale will get the bully to _____.</li> </ol>				






MONDAY

	LOOK & SAY	let's	went	whale	what	bully
	SOUND OUT	bloom	blood	bloody	blush	
		blend	blink	blinked	blank	
	★	I <u>blink</u> and I <u>blush</u> .				
 	READ	What do I see? I see <u>blood</u> . I see <u>blood</u> on her leg. I see a big cut on her leg. Her leg is <u>bloody</u> . Let's get a rag. Let's get a rag to blot the <u>blood</u> . If I see <u>blood</u> , I <u>blush</u> . I <u>blush</u> if I see <u>blood</u> . I am <u>blushing</u> . I do not see <u>blood</u> . Her leg is not <u>bloody</u> . I can see the big cut no <u>blood</u> . I am not <u>blushing</u> .				





TUESDAY

	WRITE	Copy the  and  words from Monday into your exercise books.				
---	-------	--	--	--	--	--



WEDNESDAY

	LOOK & SAY	let's	went	whale	what	bully
	SOUND OUT	bloom	blood	bloody	blush	
		blend	blink	blinked	blank	
		I <u>blink</u> and <u>blush</u> at the <u>blood</u> .				
 	READ	I see a bully. I <u>blink</u> at the bully. I <u>blush</u> at the bully. I <u>blink</u> and <u>blush</u> at the bully. Do you see a <u>bully</u> ? Do you <u>blink</u> at the <u>bully</u> ? Do you <u>blush</u> at the <u>bully</u> ? Do you <u>blink</u> and <u>blush</u> at the <u>bully</u> ? What will the <u>bully</u> do? What will the <u>bully</u> do if we <u>blink</u> and <u>blush</u> at him?				






# THURSDAY

	LOOK & SAY	let's	went	whale	what	bully
 	READ					<p>The whale will see. The whale will see the bully. The whale went. The whale went to the bully. What will the whale do? What will the whale do to the bully? Will the whale <u>blush</u>? Will the whale <u>blink</u>? Will the whale <u>blush</u> and <u>blink</u> at the bully. No, he will not <u>blush</u>. No, he will not <u>blink</u>. The whale will get the bully to go.</p>




# FRIDAY

	LOOK & SAY	let's	went	whale	what	bully
	READ & ANSWER	<ol style="list-style-type: none"> <li>1. Who will the whale see? The whale will see the _____.</li> <li>2. Who went to the bully? The _____ went to the bully.</li> <li>3. Will the whale blush? Yes / No, the whale will / will not blush.</li> <li>4. Will the whale blink? Yes / No, the whale will / will not blink.</li> <li>5. What will the whale do? The whale will get the bully to _____.</li> </ol>				






MONDAY

	LOOK & SAY	let's	went	whale	what	bully
	SOUND OUT	bloom	blood	bloody	blush	
		blend	blink	blinked	blank	
	★	I <u>blink</u> and I <u>blush</u> .				
 	READ	What do I see? I see <u>blood</u> . I see <u>blood</u> on her leg. I see a big cut on her leg. Her leg is <u>bloody</u> . Let's get a rag. Let's get a rag to blot the <u>blood</u> . If I see <u>blood</u> , I <u>blush</u> . I <u>blush</u> if I see <u>blood</u> . I am <u>blushing</u> . I do not see <u>blood</u> . Her leg is not <u>bloody</u> . I can see the big cut no <u>blood</u> . I am not <u>blushing</u> .				





TUESDAY

	WRITE	Copy the  and  words from Monday into your exercise books.				
---	-------	--	--	--	--	--



WEDNESDAY

	LOOK & SAY	let's	went	whale	what	bully
	SOUND OUT	bloom	blood	bloody	blush	
		blend	blink	blinked	blank	
		I <u>blink</u> and <u>blush</u> at the <u>blood</u> .				
 	READ	I see a bully. I <u>blink</u> at the bully. I <u>blush</u> at the bully. I <u>blink</u> and <u>blush</u> at the bully. Do you see a <u>bully</u> ? Do you <u>blink</u> at the <u>bully</u> ? Do you <u>blush</u> at the <u>bully</u> ? Do you <u>blink</u> and <u>blush</u> at the <u>bully</u> ? What will the <u>bully</u> do? What will the <u>bully</u> do if we <u>blink</u> and <u>blush</u> at him?				

# THURSDAY






	LOOK & SAY	let's	went	whale	what	bully
 	READ					<p>The whale will see. The whale will see the bully. The whale went. The whale went to the bully. What will the whale do? What will the whale do to the bully? Will the whale <u>blush</u>? Will the whale <u>blink</u>? Will the whale <u>blush</u> and <u>blink</u> at the bully. No, he will not <u>blush</u>. No, he will not <u>blink</u>. The whale will get the bully to go.</p>

# FRIDAY




	LOOK & SAY	let's	went	whale	what	bully
	READ & ANSWER	<ol style="list-style-type: none"> <li>1. Who will the whale see? The whale will see the _____.</li> <li>2. Who went to the bully? The _____ went to the bully.</li> <li>3. Will the whale blush? Yes / No, the whale will / will not blush.</li> <li>4. Will the whale blink? Yes / No, the whale will / will not blink.</li> <li>5. What will the whale do? The whale will get the bully to _____.</li> </ol>				








MONDAY

	LOOK & SAY	let's	went	whale	what	bully
	SOUND OUT	bloom	blood	bloody	blush	
		blend	blink	blinked	blank	
	★	I <u>blink</u> and I <u>blush</u> .				
 	READ	What do I see? I see <u>blood</u> . I see <u>blood</u> on her leg. I see a big cut on her leg. Her leg is <u>bloody</u> . Let's get a rag. Let's get a rag to blot the <u>blood</u> . If I see <u>blood</u> , I <u>blush</u> . I <u>blush</u> if I see <u>blood</u> . I am <u>blushing</u> . I do not see <u>blood</u> . Her leg is not <u>bloody</u> . I can see the big cut no <u>blood</u> . I am not <u>blushing</u> .				





TUESDAY

	WRITE	Copy the  and  words from Monday into your exercise books.				
---	-------	--	--	--	--	--



WEDNESDAY

	LOOK & SAY	let's	went	whale	what	bully
	SOUND OUT	bloom	blood	bloody	blush	
		blend	blink	blinked	blank	
		I <u>blink</u> and <u>blush</u> at the <u>blood</u> .				
 	READ	I see a bully. I <u>blink</u> at the bully. I <u>blush</u> at the bully. I <u>blink</u> and <u>blush</u> at the bully. Do you see a <u>bully</u> ? Do you <u>blink</u> at the <u>bully</u> ? Do you <u>blush</u> at the <u>bully</u> ? Do you <u>blink</u> and <u>blush</u> at the <u>bully</u> ? What will the <u>bully</u> do? What will the <u>bully</u> do if we <u>blink</u> and <u>blush</u> at him?				






# THURSDAY

	LOOK & SAY	let's	went	whale	what	bully
 	READ					<p>The whale will see. The whale will see the bully. The whale went. The whale went to the bully. What will the whale do? What will the whale do to the bully? Will the whale <u>blush</u>? Will the whale <u>blink</u>? Will the whale <u>blush</u> and <u>blink</u> at the bully. No, he will not <u>blush</u>. No, he will not <u>blink</u>. The whale will get the bully to go.</p>




# FRIDAY

	LOOK & SAY	let's	went	whale	what	bully
	READ & ANSWER	<ol style="list-style-type: none"> <li>Who will the whale see? The whale will see the _____.</li> <li>Who went to the bully? The _____ went to the bully.</li> <li>Will the whale blush? Yes / No, the whale will / will not blush.</li> <li>Will the whale blink? Yes / No, the whale will / will not blink.</li> <li>What will the whale do? The whale will get the bully to _____.</li> </ol>				






MONDAY

	LOOK & SAY	let's	went	whale	what	bully
	SOUND OUT	bloom	blood	bloody	blush	
		blend	blink	blinked	blank	
	★	I <u>blink</u> and I <u>blush</u> .				
 	READ	What do I see? I see <u>blood</u> . I see <u>blood</u> on her leg. I see a big cut on her leg. Her leg is <u>bloody</u> . Let's get a rag. Let's get a rag to blot the <u>blood</u> . If I see <u>blood</u> , I <u>blush</u> . I <u>blush</u> if I see <u>blood</u> . I am <u>blushing</u> . I do not see <u>blood</u> . Her leg is not <u>bloody</u> . I can see the big cut no <u>blood</u> . I am not <u>blushing</u> .				





TUESDAY

	WRITE	Copy the  and  words from Monday into your exercise books.				
---	-------	--	--	--	--	--



WEDNESDAY

	LOOK & SAY	let's	went	whale	what	bully
	SOUND OUT	bloom	blood	bloody	blush	
		blend	blink	blinked	blank	
		I <u>blink</u> and <u>blush</u> at the <u>blood</u> .				
 	READ	I see a bully. I <u>blink</u> at the bully. I <u>blush</u> at the bully. I <u>blink</u> and <u>blush</u> at the bully. Do you see a <u>bully</u> ? Do you <u>blink</u> at the <u>bully</u> ? Do you <u>blush</u> at the <u>bully</u> ? Do you <u>blink</u> and <u>blush</u> at the <u>bully</u> ? What will the <u>bully</u> do? What will the <u>bully</u> do if we <u>blink</u> and <u>blush</u> at him?				






# THURSDAY

	LOOK & SAY	let's	went	whale	what	bully
 	READ					<p>The whale will see. The whale will see the bully. The whale went. The whale went to the bully. What will the whale do? What will the whale do to the bully? Will the whale <u>blush</u>? Will the whale <u>blink</u>? Will the whale <u>blush</u> and <u>blink</u> at the bully. No, he will not <u>blush</u>. No, he will not <u>blink</u>. The whale will get the bully to go.</p>




# FRIDAY

	LOOK & SAY	let's	went	whale	what	bully
	READ & ANSWER	<ol style="list-style-type: none"> <li>1. Who will the whale see? The whale will see the _____.</li> <li>2. Who went to the bully? The _____ went to the bully.</li> <li>3. Will the whale blush? Yes / No, the whale will / will not blush.</li> <li>4. Will the whale blink? Yes / No, the whale will / will not blink.</li> <li>5. What will the whale do? The whale will get the bully to _____.</li> </ol>				






MONDAY

	LOOK & SAY	let's	went	whale	what	bully
	SOUND OUT	bloom	blood	bloody	blush	
		blend	blink	blinked	blank	
	★	I <u>blink</u> and I <u>blush</u> .				
 	READ	What do I see? I see <u>blood</u> . I see <u>blood</u> on her leg. I see a big cut on her leg. Her leg is <u>bloody</u> . Let's get a rag. Let's get a rag to blot the <u>blood</u> . If I see <u>blood</u> , I <u>blush</u> . I <u>blush</u> if I see <u>blood</u> . I am <u>blushing</u> . I do not see <u>blood</u> . Her leg is not <u>bloody</u> . I can see the big cut no <u>blood</u> . I am not <u>blushing</u> .				





TUESDAY

	WRITE	Copy the  and  words from Monday into your exercise books.				
---	-------	--	--	--	--	--



WEDNESDAY

	LOOK & SAY	let's	went	whale	what	bully
	SOUND OUT	bloom	blood	bloody	blush	
		blend	blink	blinked	blank	
		I <u>blink</u> and <u>blush</u> at the <u>blood</u> .				
 	READ	I see a bully. I <u>blink</u> at the bully. I <u>blush</u> at the bully. I <u>blink</u> and <u>blush</u> at the bully. Do you see a <u>bully</u> ? Do you <u>blink</u> at the <u>bully</u> ? Do you <u>blush</u> at the <u>bully</u> ? Do you <u>blink</u> and <u>blush</u> at the <u>bully</u> ? What will the <u>bully</u> do? What will the <u>bully</u> do if we <u>blink</u> and <u>blush</u> at him?				






# THURSDAY

	LOOK & SAY	let's	went	whale	what	bully
 	READ					<p>The whale will see. The whale will see the bully. The whale went. The whale went to the bully. What will the whale do? What will the whale do to the bully? Will the whale <u>blush</u>? Will the whale <u>blink</u>? Will the whale <u>blush</u> and <u>blink</u> at the bully. No, he will not <u>blush</u>. No, he will not <u>blink</u>. The whale will get the bully to go.</p>




# FRIDAY

	LOOK & SAY	let's	went	whale	what	bully
	READ & ANSWER	<ol style="list-style-type: none"> <li>1. Who will the whale see? The whale will see the ____.</li> <li>2. Who went to the bully? The ____ went to the bully.</li> <li>3. Will the whale blush? Yes / No, the whale will / will not blush.</li> <li>4. Will the whale blink? Yes / No, the whale will / will not blink.</li> <li>5. What will the whale do? The whale will get the bully to ____.</li> </ol>				






MONDAY

	LOOK & SAY	let's	went	whale	what	bully
	SOUND OUT	bloom	blood	bloody	blush	
		blend	blink	blinked	blank	
	★	I <u>blink</u> and I <u>blush</u> .				
 	READ	What do I see? I see <u>blood</u> . I see <u>blood</u> on her leg. I see a big cut on her leg. Her leg is <u>bloody</u> . Let's get a rag. Let's get a rag to blot the <u>blood</u> . If I see <u>blood</u> , I <u>blush</u> . I <u>blush</u> if I see <u>blood</u> . I am <u>blushing</u> . I do not see <u>blood</u> . Her leg is not <u>bloody</u> . I can see the big cut no <u>blood</u> . I am not <u>blushing</u> .				





TUESDAY

	WRITE	Copy the  and  words from Monday into your exercise books.				
---	-------	--	--	--	--	--



WEDNESDAY

	LOOK & SAY	let's	went	whale	what	bully
	SOUND OUT	bloom	blood	bloody	blush	
		blend	blink	blinked	blank	
		I <u>blink</u> and <u>blush</u> at the <u>blood</u> .				
 	READ	I see a bully. I <u>blink</u> at the bully. I <u>blush</u> at the bully. I <u>blink</u> and <u>blush</u> at the bully. Do you see a <u>bully</u> ? Do you <u>blink</u> at the <u>bully</u> ? Do you <u>blush</u> at the <u>bully</u> ? Do you <u>blink</u> and <u>blush</u> at the <u>bully</u> ? What will the <u>bully</u> do? What will the <u>bully</u> do if we <u>blink</u> and <u>blush</u> at him?				

# THURSDAY






	LOOK & SAY	let's	went	whale	what	bully
 	READ					<p>The whale will see. The whale will see the bully. The whale went. The whale went to the bully. What will the whale do? What will the whale do to the bully? Will the whale <u>blush</u>? Will the whale <u>blink</u>? Will the whale <u>blush</u> and <u>blink</u> at the bully. No, he will not <u>blush</u>. No, he will not <u>blink</u>. The whale will get the bully to go.</p>

# FRIDAY




	LOOK & SAY	let's	went	whale	what	bully
	READ & ANSWER	<ol style="list-style-type: none"> <li>1. Who will the whale see? The whale will see the _____.</li> <li>2. Who went to the bully? The _____ went to the bully.</li> <li>3. Will the whale blush? Yes / No, the whale will / will not blush.</li> <li>4. Will the whale blink? Yes / No, the whale will / will not blink.</li> <li>5. What will the whale do? The whale will get the bully to _____.</li> </ol>				








MONDAY

	LOOK & SAY	let's	went	whale	what	bully
	SOUND OUT	bloom	blood	bloody	blush	
		blend	blink	blinked	blank	
	★	I <u>blink</u> and I <u>blush</u> .				
 	READ	What do I see? I see <u>blood</u> . I see <u>blood</u> on her leg. I see a big cut on her leg. Her leg is <u>bloody</u> . Let's get a rag. Let's get a rag to blot the <u>blood</u> . If I see <u>blood</u> , I <u>blush</u> . I <u>blush</u> if I see <u>blood</u> . I am <u>blushing</u> . I do not see <u>blood</u> . Her leg is not <u>bloody</u> . I can see the big cut no <u>blood</u> . I am not <u>blushing</u> .				





TUESDAY

	WRITE	Copy the  and  words from Monday into your exercise books.				
---	-------	--	--	--	--	--



WEDNESDAY

	LOOK & SAY	let's	went	whale	what	bully
	SOUND OUT	bloom	blood	bloody	blush	
		blend	blink	blinked	blank	
		I <u>blink</u> and <u>blush</u> at the <u>blood</u> .				
 	READ	I see a bully. I <u>blink</u> at the bully. I <u>blush</u> at the bully. I <u>blink</u> and <u>blush</u> at the bully. Do you see a <u>bully</u> ? Do you <u>blink</u> at the <u>bully</u> ? Do you <u>blush</u> at the <u>bully</u> ? Do you <u>blink</u> and <u>blush</u> at the <u>bully</u> ? What will the <u>bully</u> do? What will the <u>bully</u> do if we <u>blink</u> and <u>blush</u> at him?				






# THURSDAY

	LOOK & SAY	let's	went	whale	what	bully
 	READ					<p>The whale will see. The whale will see the bully. The whale went. The whale went to the bully. What will the whale do? What will the whale do to the bully? Will the whale <u>blush</u>? Will the whale <u>blink</u>? Will the whale <u>blush</u> and <u>blink</u> at the bully. No, he will not <u>blush</u>. No, he will not <u>blink</u>. The whale will get the bully to go.</p>




# FRIDAY

	LOOK & SAY	let's	went	whale	what	bully
	READ & ANSWER	<ol style="list-style-type: none"> <li>1. Who will the whale see? The whale will see the _____.</li> <li>2. Who went to the bully? The _____ went to the bully.</li> <li>3. Will the whale blush? Yes / No, the whale will / will not blush.</li> <li>4. Will the whale blink? Yes / No, the whale will / will not blink.</li> <li>5. What will the whale do? The whale will get the bully to _____.</li> </ol>				






MONDAY

	LOOK & SAY	let's	went	whale	what	bully
	SOUND OUT	bloom	blood	bloody	blush	
		blend	blink	blinked	blank	
	★	I <u>blink</u> and I <u>blush</u> .				
 	READ	What do I see? I see <u>blood</u> . I see <u>blood</u> on her leg. I see a big cut on her leg. Her leg is <u>bloody</u> . Let's get a rag. Let's get a rag to blot the <u>blood</u> . If I see <u>blood</u> , I <u>blush</u> . I <u>blush</u> if I see <u>blood</u> . I am <u>blushing</u> . I do not see <u>blood</u> . Her leg is not <u>bloody</u> . I can see the big cut no <u>blood</u> . I am not <u>blushing</u> .				





TUESDAY

	WRITE	Copy the  and  words from Monday into your exercise books.				
---	-------	--	--	--	--	--



WEDNESDAY

	LOOK & SAY	let's	went	whale	what	bully
	SOUND OUT	bloom	blood	bloody	blush	
		blend	blink	blinked	blank	
		I <u>blink</u> and <u>blush</u> at the <u>blood</u> .				
 	READ	I see a bully. I <u>blink</u> at the bully. I <u>blush</u> at the bully. I <u>blink</u> and <u>blush</u> at the bully. Do you see a <u>bully</u> ? Do you <u>blink</u> at the <u>bully</u> ? Do you <u>blush</u> at the <u>bully</u> ? Do you <u>blink</u> and <u>blush</u> at the <u>bully</u> ? What will the <u>bully</u> do? What will the <u>bully</u> do if we <u>blink</u> and <u>blush</u> at him?				






# THURSDAY

	LOOK & SAY	let's	went	whale	what	bully
 	READ					<p>The whale will see. The whale will see the bully. The whale went. The whale went to the bully. What will the whale do? What will the whale do to the bully? Will the whale <u>blush</u>? Will the whale <u>blink</u>? Will the whale <u>blush</u> and <u>blink</u> at the bully. No, he will not <u>blush</u>. No, he will not <u>blink</u>. The whale will get the bully to go.</p>




# FRIDAY

	LOOK & SAY	let's	went	whale	what	bully
	READ & ANSWER	<ol style="list-style-type: none"> <li>1. Who will the whale see? The whale will see the _____.</li> <li>2. Who went to the bully? The _____ went to the bully.</li> <li>3. Will the whale blush? Yes / No, the whale will / will not blush.</li> <li>4. Will the whale blink? Yes / No, the whale will / will not blink.</li> <li>5. What will the whale do? The whale will get the bully to _____.</li> </ol>				






MONDAY

	LOOK & SAY	let's	went	whale	what	bully
	SOUND OUT	bloom	blood	bloody	blush	
		blend	blink	blinked	blank	
	★	I <u>blink</u> and I <u>blush</u> .				
 	READ	What do I see? I see <u>blood</u> . I see <u>blood</u> on her leg. I see a big cut on her leg. Her leg is <u>bloody</u> . Let's get a rag. Let's get a rag to blot the <u>blood</u> . If I see <u>blood</u> , I <u>blush</u> . I <u>blush</u> if I see <u>blood</u> . I am <u>blushing</u> . I do not see <u>blood</u> . Her leg is not <u>bloody</u> . I can see the big cut no <u>blood</u> . I am not <u>blushing</u> .				





TUESDAY

	WRITE	Copy the  and  words from Monday into your exercise books.				
---	-------	--	--	--	--	--



WEDNESDAY

	LOOK & SAY	let's	went	whale	what	bully
	SOUND OUT	bloom	blood	bloody	blush	
		blend	blink	blinked	blank	
		I <u>blink</u> and <u>blush</u> at the <u>blood</u> .				
 	READ	I see a bully. I <u>blink</u> at the bully. I <u>blush</u> at the bully. I <u>blink</u> and <u>blush</u> at the bully. Do you see a <u>bully</u> ? Do you <u>blink</u> at the <u>bully</u> ? Do you <u>blush</u> at the <u>bully</u> ? Do you <u>blink</u> and <u>blush</u> at the <u>bully</u> ? What will the <u>bully</u> do? What will the <u>bully</u> do if we <u>blink</u> and <u>blush</u> at him?				






# THURSDAY

	LOOK & SAY	let's	went	whale	what	bully
 	READ					<p>The whale will see. The whale will see the bully. The whale went. The whale went to the bully. What will the whale do? What will the whale do to the bully? Will the whale <u>blush</u>? Will the whale <u>blink</u>? Will the whale <u>blush</u> and <u>blink</u> at the bully. No, he will not <u>blush</u>. No, he will not <u>blink</u>. The whale will get the bully to go.</p>




# FRIDAY

	LOOK & SAY	let's	went	whale	what	bully
	READ & ANSWER	<ol style="list-style-type: none"> <li>1. Who will the whale see? The whale will see the _____.</li> <li>2. Who went to the bully? The _____ went to the bully.</li> <li>3. Will the whale blush? Yes / No, the whale will / will not blush.</li> <li>4. Will the whale blink? Yes / No, the whale will / will not blink.</li> <li>5. What will the whale do? The whale will get the bully to _____.</li> </ol>				






MONDAY

	LOOK & SAY	let's	went	whale	what	bully
	SOUND OUT	bloom	blood	bloody	blush	
		blend	blink	blinked	blank	
	★	I <u>blink</u> and I <u>blush</u> .				
 	READ	What do I see? I see <u>blood</u> . I see <u>blood</u> on her leg. I see a big cut on her leg. Her leg is <u>bloody</u> . Let's get a rag. Let's get a rag to blot the <u>blood</u> . If I see <u>blood</u> , I <u>blush</u> . I <u>blush</u> if I see <u>blood</u> . I am <u>blushing</u> . I do not see <u>blood</u> . Her leg is not <u>bloody</u> . I can see the big cut no <u>blood</u> . I am not <u>blushing</u> .				





TUESDAY

	WRITE	Copy the  and  words from Monday into your exercise books.				
---	-------	--	--	--	--	--



WEDNESDAY

	LOOK & SAY	let's	went	whale	what	bully
	SOUND OUT	bloom	blood	bloody	blush	
		blend	blink	blinked	blank	
		I <u>blink</u> and <u>blush</u> at the <u>blood</u> .				
 	READ	I see a bully. I <u>blink</u> at the bully. I <u>blush</u> at the bully. I <u>blink</u> and <u>blush</u> at the bully. Do you see a <u>bully</u> ? Do you <u>blink</u> at the <u>bully</u> ? Do you <u>blush</u> at the <u>bully</u> ? Do you <u>blink</u> and <u>blush</u> at the <u>bully</u> ? What will the <u>bully</u> do? What will the <u>bully</u> do if we <u>blink</u> and <u>blush</u> at him?				

# THURSDAY






	LOOK & SAY	let's	went	whale	what	bully
 	READ					<p>The whale will see. The whale will see the bully. The whale went. The whale went to the bully. What will the whale do? What will the whale do to the bully? Will the whale <u>blush</u>? Will the whale <u>blink</u>? Will the whale <u>blush</u> and <u>blink</u> at the bully. No, he will not <u>blush</u>. No, he will not <u>blink</u>. The whale will get the bully to go.</p>

# FRIDAY




	LOOK & SAY	let's	went	whale	what	bully
	READ & ANSWER	<ol style="list-style-type: none"> <li>1. Who will the whale see? The whale will see the ____.</li> <li>2. Who went to the bully? The ____ went to the bully.</li> <li>3. Will the whale blush? Yes / No, the whale will / will not blush.</li> <li>4. Will the whale blink? Yes / No, the whale will / will not blink.</li> <li>5. What will the whale do? The whale will get the bully to ____.</li> </ol>				








MONDAY

	LOOK & SAY	let's	went	whale	what	bully
	SOUND OUT	bloom	blood	bloody	blush	
		blend	blink	blinked	blank	
	★	I <u>blink</u> and I <u>blush</u> .				
 	READ	What do I see? I see <u>blood</u> . I see <u>blood</u> on her leg. I see a big cut on her leg. Her leg is <u>bloody</u> . Let's get a rag. Let's get a rag to blot the <u>blood</u> . If I see <u>blood</u> , I <u>blush</u> . I <u>blush</u> if I see <u>blood</u> . I am <u>blushing</u> . I do not see <u>blood</u> . Her leg is not <u>bloody</u> . I can see the big cut no <u>blood</u> . I am not <u>blushing</u> .				





TUESDAY

	WRITE	Copy the  and  words from Monday into your exercise books.				
---	-------	--	--	--	--	--



WEDNESDAY

	LOOK & SAY	let's	went	whale	what	bully
	SOUND OUT	bloom	blood	bloody	blush	
		blend	blink	blinked	blank	
		I <u>blink</u> and <u>blush</u> at the <u>blood</u> .				
 	READ	I see a bully. I <u>blink</u> at the bully. I <u>blush</u> at the bully. I <u>blink</u> and <u>blush</u> at the bully. Do you see a <u>bully</u> ? Do you <u>blink</u> at the <u>bully</u> ? Do you <u>blush</u> at the <u>bully</u> ? Do you <u>blink</u> and <u>blush</u> at the <u>bully</u> ? What will the <u>bully</u> do? What will the <u>bully</u> do if we <u>blink</u> and <u>blush</u> at him?				





# THURSDAY

	LOOK & SAY	let's	went	whale	what	bully
 	READ					<p>The whale will see. The whale will see the bully. The whale went. The whale went to the bully. What will the whale do? What will the whale do to the bully? Will the whale <u>blush</u>? Will the whale <u>blink</u>? Will the whale <u>blush</u> and <u>blink</u> at the bully. No, he will not <u>blush</u>. No, he will not <u>blink</u>. The whale will get the bully to go.</p>




# FRIDAY

	LOOK & SAY	let's	went	whale	what	bully
	READ & ANSWER	<ol style="list-style-type: none"> <li>1. Who will the whale see? The whale will see the _____.</li> <li>2. Who went to the bully? The _____ went to the bully.</li> <li>3. Will the whale blush? Yes / No, the whale will / will not blush.</li> <li>4. Will the whale blink? Yes / No, the whale will / will not blink.</li> <li>5. What will the whale do? The whale will get the bully to _____.</li> </ol>				





MONDAY

	LOOK & SAY	every	made	from	then	night
	SOUND OUT	cry	fry	try	my	
		dry	guy	buy		
	★	I cry as I try to fry.				
	READ	I am wet. He is <u>dry</u> . I am wet but that <u>guy</u> is <u>dry</u> . I want to <u>cry</u> . I want to <u>cry</u> and I am not <u>dry</u> . <u>My</u> mom will be mad. <u>My</u> dad will be mad. <u>My</u> mom will be mad and I will <u>cry</u> . <u>My</u> dad will be mad and I will <u>cry</u> .				






TUESDAY

	WRITE	Copy the  and  words from Monday into your exercise books.				
---	-------	--	--	--	--	--



WEDNESDAY

	LOOK & SAY	every	made	from	then	night
	SOUND OUT	cry	fry	try	my	
		dry	guy	buy		
	★	I <u>try</u> to <u>buy</u> a whale.				
	READ	I <u>try</u> . I <u>try</u> to <u>fry</u> . I <u>try</u> to <u>fry</u> in a pan. I <u>try</u> to <u>fry</u> in a pan at night. I <u>try</u> to <u>fry</u> in a pan every night. The <u>guy</u> will <u>try</u> . The <u>guy</u> will <u>try</u> to <u>fry</u> . The <u>guy</u> will <u>try</u> to <u>fry</u> in a pan. The <u>guy</u> will <u>try</u> to <u>fry</u> in a pan at night. The <u>guy</u> will <u>try</u> to <u>fry</u> in a pan every night.				





# THURSDAY

	LOOK & SAY	every	made	from	then	night
	READ					<p>This <u>guy</u> is a bully. Every night he will bully the fish. The fish will <u>cry</u>. The fish will <u>try</u> to stop the bully. Then the fish will <u>cry</u> for the whale. The whale will stop the bully. Then the fish will be happy. The whale made the bully stop. The fish will not <u>cry</u>.</p>
		 <p data-bbox="727 1137 793 1182">fish</p>			 <p data-bbox="1102 1137 1225 1200">happy</p>	




# FRIDAY

	LOOK & SAY	every	made	from	then	night
	READ & ANSWER	<ol style="list-style-type: none"> <li>1. When did the guy bully the fish? The guy bullied the fish _____.</li> <li>2. Do the fish try to stop the bully? Yes / No, the fish do / do not try to stop the bully.</li> <li>3. Who do the fish call? The fish call the _____.</li> <li>4. Who will stop the bully? The _____ will stop the bully.</li> <li>5. How do the fish feel when the whale stops the bully? I feel happy / sad / glad when the whale stops the bully.</li> </ol>				





MONDAY

	LOOK & SAY	every	made	from	then	night
	SOUND OUT	cry	fry	try	my	
		dry	guy	buy		
	★	I cry as I try to fry.				
	READ	I am wet. He is <u>dry</u> . I am wet but that <u>guy</u> is <u>dry</u> . I want to <u>cry</u> . I want to <u>cry</u> and I am not <u>dry</u> . <u>My</u> mom will be mad. <u>My</u> dad will be mad. <u>My</u> mom will be mad and I will <u>cry</u> . <u>My</u> dad will be mad and I will <u>cry</u> .				



TUESDAY

	WRITE	Copy the  and  words from Monday into your exercise books.				
---	-------	--	--	--	--	--



WEDNESDAY

	LOOK & SAY	every	made	from	then	night
	SOUND OUT	cry	fry	try	my	
		dry	guy	buy		
	★	I <u>try</u> to <u>buy</u> a whale.				
	READ	I <u>try</u> . I <u>try</u> to <u>fry</u> . I <u>try</u> to <u>fry</u> in a pan. I <u>try</u> to <u>fry</u> in a pan at night. I <u>try</u> to <u>fry</u> in a pan every night. The <u>guy</u> will <u>try</u> . The <u>guy</u> will <u>try</u> to <u>fry</u> . The <u>guy</u> will <u>try</u> to <u>fry</u> in a pan. The <u>guy</u> will <u>try</u> to <u>fry</u> in a pan at night. The <u>guy</u> will <u>try</u> to <u>fry</u> in a pan every night.				





# THURSDAY

	LOOK & SAY	every	made	from	then	night
	READ	<div data-bbox="400 280 906 887" data-label="Image"> </div> <div data-bbox="927 280 1458 837" data-label="Text"> <p>This <u>guy</u> is a bully. Every night he will bully the fish. The fish will <u>cry</u>. The fish will <u>try</u> to stop the bully. Then the fish will <u>cry</u> for the whale. The whale will stop the bully. Then the fish will be happy. The whale made the bully stop. The fish will not <u>cry</u>.</p> </div> <div data-bbox="620 949 896 1093" data-label="Image"> </div> <div data-bbox="722 1133 794 1182" data-label="Caption"> <p>fish</p> </div> <div data-bbox="1066 943 1246 1120" data-label="Image"> </div> <div data-bbox="1093 1133 1225 1198" data-label="Caption"> <p>happy</p> </div>				




# FRIDAY

	LOOK & SAY	every	made	from	then	night
	READ & ANSWER	<ol style="list-style-type: none"> <li>1. When did the guy bully the fish? The guy bullied the fish _____.</li> <li>2. Do the fish try to stop the bully? Yes / No, the fish do / do not try to stop the bully.</li> <li>3. Who do the fish call? The fish call the _____.</li> <li>4. Who will stop the bully? The _____ will stop the bully.</li> <li>5. How do the fish feel when the whale stops the bully? I feel happy / sad / glad when the whale stops the bully.</li> </ol>				





MONDAY

	LOOK & SAY	every	made	from	then	night
	SOUND OUT	cry	fry	try	my	
		dry	guy	buy		
	★	I cry as I try to fry.				
	READ	I am wet. He is <u>dry</u> . I am wet but that <u>guy</u> is <u>dry</u> . I want to <u>cry</u> . I want to <u>cry</u> and I am not <u>dry</u> . <u>My</u> mom will be mad. <u>My</u> dad will be mad. <u>My</u> mom will be mad and I will <u>cry</u> . <u>My</u> dad will be mad and I will <u>cry</u> .				






TUESDAY

	WRITE	Copy the  and  words from Monday into your exercise books.				
---	-------	--	--	--	--	--



WEDNESDAY

	LOOK & SAY	every	made	from	then	night
	SOUND OUT	cry	fry	try	my	
		dry	guy	buy		
	★	I <u>try</u> to <u>buy</u> a whale.				
	READ	I <u>try</u> . I <u>try</u> to <u>fry</u> . I <u>try</u> to <u>fry</u> in a pan. I <u>try</u> to <u>fry</u> in a pan at night. I <u>try</u> to <u>fry</u> in a pan every night. The <u>guy</u> will <u>try</u> . The <u>guy</u> will <u>try</u> to <u>fry</u> . The <u>guy</u> will <u>try</u> to <u>fry</u> in a pan. The <u>guy</u> will <u>try</u> to <u>fry</u> in a pan at night. The <u>guy</u> will <u>try</u> to <u>fry</u> in a pan every night.				

# THURSDAY





	LOOK & SAY	every	made	from	then	night
	READ					<p>This <u>guy</u> is a bully. Every night he will bully the fish. The fish will <u>cry</u>. The fish will <u>try</u> to stop the bully. Then the fish will <u>cry</u> for the whale. The whale will stop the bully. Then the fish will be happy. The whale made the bully stop. The fish will not <u>cry</u>.</p>
		 <p>fish</p>			 <p>happy</p>	

# FRIDAY




	LOOK & SAY	every	made	from	then	night
	READ & ANSWER	<ol style="list-style-type: none"> <li>When did the guy bully the fish? The guy bullied the fish _____.</li> <li>Do the fish try to stop the bully? Yes / No, the fish do / do not try to stop the bully.</li> <li>Who do the fish call? The fish call the _____.</li> <li>Who will stop the bully? The _____ will stop the bully.</li> <li>How do the fish feel when the whale stops the bully? I feel happy / sad / glad when the whale stops the bully.</li> </ol>				







MONDAY

	LOOK & SAY	every	made	from	then	night
	SOUND OUT	cry	fry	try	my	
		dry	guy	buy		
	★	I cry as I try to fry.				
	READ	I am wet. He is <u>dry</u> . I am wet but that <u>guy</u> is <u>dry</u> . I want to <u>cry</u> . I want to <u>cry</u> and I am not <u>dry</u> . <u>My</u> mom will be mad. <u>My</u> dad will be mad. <u>My</u> mom will be mad and I will <u>cry</u> . <u>My</u> dad will be mad and I will <u>cry</u> .				






TUESDAY

	WRITE	Copy the  and  words from Monday into your exercise books.				
---	-------	--	--	--	--	--



WEDNESDAY

	LOOK & SAY	every	made	from	then	night
	SOUND OUT	cry	fry	try	my	
		dry	guy	buy		
	★	I <u>try</u> to <u>buy</u> a whale.				
	READ	I <u>try</u> . I <u>try</u> to <u>fry</u> . I <u>try</u> to <u>fry</u> in a pan. I <u>try</u> to <u>fry</u> in a pan at night. I <u>try</u> to <u>fry</u> in a pan every night. The <u>guy</u> will <u>try</u> . The <u>guy</u> will <u>try</u> to <u>fry</u> . The <u>guy</u> will <u>try</u> to <u>fry</u> in a pan. The <u>guy</u> will <u>try</u> to <u>fry</u> in a pan at night. The <u>guy</u> will <u>try</u> to <u>fry</u> in a pan every night.				





# THURSDAY

	LOOK & SAY	every	made	from	then	night	
	READ						<p>This <u>guy</u> is a bully. Every night he will bully the fish. The fish will <u>cry</u>. The fish will <u>try</u> to stop the bully. Then the fish will <u>cry</u> for the whale. The whale will stop the bully. Then the fish will be happy. The whale made the bully stop. The fish will not <u>cry</u>.</p>
		 <p>fish</p>			 <p>happy</p>		




# FRIDAY

	LOOK & SAY	every	made	from	then	night
	READ & ANSWER	<ol style="list-style-type: none"> <li>When did the guy bully the fish? The guy bullied the fish _____.</li> <li>Do the fish try to stop the bully? Yes / No, the fish do / do not try to stop the bully.</li> <li>Who do the fish call? The fish call the _____.</li> <li>Who will stop the bully? The _____ will stop the bully.</li> <li>How do the fish feel when the whale stops the bully? I feel happy / sad / glad when the whale stops the bully.</li> </ol>				





MONDAY

	LOOK & SAY	every	made	from	then	night
	SOUND OUT	cry	fry	try	my	
		dry	guy	buy		
	★	I cry as I try to fry.				
	READ	I am wet. He is <u>dry</u> . I am wet but that <u>guy</u> is <u>dry</u> . I want to <u>cry</u> . I want to <u>cry</u> and I am not <u>dry</u> . <u>My</u> mom will be mad. <u>My</u> dad will be mad. <u>My</u> mom will be mad and I will <u>cry</u> . <u>My</u> dad will be mad and I will <u>cry</u> .				






TUESDAY

	WRITE	Copy the  and  words from Monday into your exercise books.				
---	-------	--	--	--	--	--



WEDNESDAY

	LOOK & SAY	every	made	from	then	night
	SOUND OUT	cry	fry	try	my	
		dry	guy	buy		
	★	I <u>try</u> to <u>buy</u> a whale.				
	READ	I <u>try</u> . I <u>try</u> to <u>fry</u> . I <u>try</u> to <u>fry</u> in a pan. I <u>try</u> to <u>fry</u> in a pan at night. I <u>try</u> to <u>fry</u> in a pan every night. The <u>guy</u> will <u>try</u> . The <u>guy</u> will <u>try</u> to <u>fry</u> . The <u>guy</u> will <u>try</u> to <u>fry</u> in a pan. The <u>guy</u> will <u>try</u> to <u>fry</u> in a pan at night. The <u>guy</u> will <u>try</u> to <u>fry</u> in a pan every night.				





# THURSDAY

	LOOK & SAY	every	made	from	then	night	
	READ						<p>This <u>guy</u> is a bully. Every night he will bully the fish. The fish will <u>cry</u>. The fish will <u>try</u> to stop the bully. Then the fish will <u>cry</u> for the whale. The whale will stop the bully. Then the fish will be happy. The whale made the bully stop. The fish will not <u>cry</u>.</p>
		 <p>fish</p>			 <p>happy</p>		




# FRIDAY

	LOOK & SAY	every	made	from	then	night
	READ & ANSWER	<ol style="list-style-type: none"> <li>When did the guy bully the fish? The guy bullied the fish _____.</li> <li>Do the fish try to stop the bully? Yes / No, the fish do / do not try to stop the bully.</li> <li>Who do the fish call? The fish call the _____.</li> <li>Who will stop the bully? The _____ will stop the bully.</li> <li>How do the fish feel when the whale stops the bully? I feel happy / sad / glad when the whale stops the bully.</li> </ol>				





MONDAY

	LOOK & SAY	every	made	from	then	night
	SOUND OUT	cry	fry	try	my	
		dry	guy	buy		
	★	I cry as I try to fry.				
	READ	I am wet. He is <u>dry</u> . I am wet but that <u>guy</u> is <u>dry</u> . I want to <u>cry</u> . I want to <u>cry</u> and I am not <u>dry</u> . <u>My</u> mom will be mad. <u>My</u> dad will be mad. <u>My</u> mom will be mad and I will <u>cry</u> . <u>My</u> dad will be mad and I will <u>cry</u> .				






TUESDAY

	WRITE	Copy the  and  words from Monday into your exercise books.				
---	-------	--	--	--	--	--



WEDNESDAY

	LOOK & SAY	every	made	from	then	night
	SOUND OUT	cry	fry	try	my	
		dry	guy	buy		
	★	I <u>try</u> to <u>buy</u> a whale.				
	READ	I <u>try</u> . I <u>try</u> to <u>fry</u> . I <u>try</u> to <u>fry</u> in a pan. I <u>try</u> to <u>fry</u> in a pan at night. I <u>try</u> to <u>fry</u> in a pan every night. The <u>guy</u> will <u>try</u> . The <u>guy</u> will <u>try</u> to <u>fry</u> . The <u>guy</u> will <u>try</u> to <u>fry</u> in a pan. The <u>guy</u> will <u>try</u> to <u>fry</u> in a pan at night. The <u>guy</u> will <u>try</u> to <u>fry</u> in a pan every night.				





# THURSDAY

	LOOK & SAY	every	made	from	then	night
	READ			<p>This <u>guy</u> is a bully. Every night he will bully the fish. The fish will <u>cry</u>. The fish will <u>try</u> to stop the bully. Then the fish will <u>cry</u> for the whale. The whale will stop the bully. Then the fish will be happy. The whale made the bully stop. The fish will not <u>cry</u>.</p>		
		 <p>fish</p>		 <p>happy</p>		




# FRIDAY

	LOOK & SAY	every	made	from	then	night
	READ & ANSWER	<ol style="list-style-type: none"> <li>When did the guy bully the fish? The guy bullied the fish _____.</li> <li>Do the fish try to stop the bully? Yes / No, the fish do / do not try to stop the bully.</li> <li>Who do the fish call? The fish call the _____.</li> <li>Who will stop the bully? The _____ will stop the bully.</li> <li>How do the fish feel when the whale stops the bully? I feel happy / sad / glad when the whale stops the bully.</li> </ol>				





MONDAY

	LOOK & SAY	every	made	from	then	night
	SOUND OUT	cry	fry	try	my	
		dry	guy	buy		
	★	I cry as I try to fry.				
	READ	I am wet. He is <u>dry</u> . I am wet but that <u>guy</u> is <u>dry</u> . I want to <u>cry</u> . I want to <u>cry</u> and I am not <u>dry</u> . <u>My</u> mom will be mad. <u>My</u> dad will be mad. <u>My</u> mom will be mad and I will <u>cry</u> . <u>My</u> dad will be mad and I will <u>cry</u> .				






TUESDAY

	WRITE	Copy the  and  words from Monday into your exercise books.				
---	-------	--	--	--	--	--



WEDNESDAY

	LOOK & SAY	every	made	from	then	night
	SOUND OUT	cry	fry	try	my	
		dry	guy	buy		
	★	I <u>try</u> to <u>buy</u> a whale.				
	READ	I <u>try</u> . I <u>try</u> to <u>fry</u> . I <u>try</u> to <u>fry</u> in a pan. I <u>try</u> to <u>fry</u> in a pan at night. I <u>try</u> to <u>fry</u> in a pan every night. The <u>guy</u> will <u>try</u> . The <u>guy</u> will <u>try</u> to <u>fry</u> . The <u>guy</u> will <u>try</u> to <u>fry</u> in a pan. The <u>guy</u> will <u>try</u> to <u>fry</u> in a pan at night. The <u>guy</u> will <u>try</u> to <u>fry</u> in a pan every night.				

# THURSDAY





	LOOK & SAY	every	made	from	then	night
	READ			<p>This <u>guy</u> is a bully. Every night he will bully the fish. The fish will <u>cry</u>. The fish will <u>try</u> to stop the bully. Then the fish will <u>cry</u> for the whale. The whale will stop the bully. Then the fish will be happy. The whale made the bully stop. The fish will not <u>cry</u>.</p>		
		 <p style="text-align: center;">fish</p>		 <p style="text-align: center;">happy</p>		

# FRIDAY




	LOOK & SAY	every	made	from	then	night
	READ & ANSWER	<ol style="list-style-type: none"> <li>1. When did the guy bully the fish? The guy bullied the fish _____.</li> <li>2. Do the fish try to stop the bully? Yes / No, the fish do / do not try to stop the bully.</li> <li>3. Who do the fish call? The fish call the _____.</li> <li>4. Who will stop the bully? The _____ will stop the bully.</li> <li>5. How do the fish feel when the whale stops the bully? I feel happy / sad / glad when the whale stops the bully.</li> </ol>				







MONDAY

	LOOK & SAY	every	made	from	then	night
	SOUND OUT	cry	fry	try	my	
		dry	guy	buy		
	★	I cry as I try to fry.				
	READ	I am wet. He is <u>dry</u> . I am wet but that <u>guy</u> is <u>dry</u> . I want to <u>cry</u> . I want to <u>cry</u> and I am not <u>dry</u> . <u>My</u> mom will be mad. <u>My</u> dad will be mad. <u>My</u> mom will be mad and I will <u>cry</u> . <u>My</u> dad will be mad and I will <u>cry</u> .				




TUESDAY

	WRITE	Copy the  and  words from Monday into your exercise books.				
---	-------	--	--	--	--	--



WEDNESDAY

	LOOK & SAY	every	made	from	then	night
	SOUND OUT	cry	fry	try	my	
		dry	guy	buy		
	★	I <u>try</u> to <u>buy</u> a whale.				
	READ	I <u>try</u> . I <u>try</u> to <u>fry</u> . I <u>try</u> to <u>fry</u> in a pan. I <u>try</u> to <u>fry</u> in a pan at night. I <u>try</u> to <u>fry</u> in a pan every night. The <u>guy</u> will <u>try</u> . The <u>guy</u> will <u>try</u> to <u>fry</u> . The <u>guy</u> will <u>try</u> to <u>fry</u> in a pan. The <u>guy</u> will <u>try</u> to <u>fry</u> in a pan at night. The <u>guy</u> will <u>try</u> to <u>fry</u> in a pan every night.				





# THURSDAY

	LOOK & SAY	every	made	from	then	night
 	READ	<div data-bbox="400 280 906 887" data-label="Image"> </div> <div data-bbox="927 280 1458 837" data-label="Text"> <p>This <u>guy</u> is a bully. Every night he will bully the fish. The fish will <u>cry</u>. The fish will <u>try</u> to stop the bully. Then the fish will <u>cry</u> for the whale. The whale will stop the bully. Then the fish will be happy. The whale made the bully stop. The fish will not <u>cry</u>.</p> </div> <div data-bbox="620 949 896 1093" data-label="Image"> </div> <div data-bbox="722 1133 794 1182" data-label="Caption"> <p>fish</p> </div> <div data-bbox="1066 943 1246 1120" data-label="Image"> </div> <div data-bbox="1093 1133 1225 1198" data-label="Caption"> <p>happy</p> </div>				




# FRIDAY

	LOOK & SAY	every	made	from	then	night
	READ & ANSWER	<ol style="list-style-type: none"> <li>1. When did the guy bully the fish? The guy bullied the fish _____.</li> <li>2. Do the fish try to stop the bully? Yes / No, the fish do / do not try to stop the bully.</li> <li>3. Who do the fish call? The fish call the _____.</li> <li>4. Who will stop the bully? The _____ will stop the bully.</li> <li>5. How do the fish feel when the whale stops the bully? I feel happy / sad / glad when the whale stops the bully.</li> </ol>				





MONDAY

	LOOK & SAY	every	made	from	then	night
	SOUND OUT	cry	fry	try	my	
		dry	guy	buy		
	★	I cry as I try to fry.				
	READ	I am wet. He is <u>dry</u> . I am wet but that <u>guy</u> is <u>dry</u> . I want to <u>cry</u> . I want to <u>cry</u> and I am not <u>dry</u> . <u>My</u> mom will be mad. <u>My</u> dad will be mad. <u>My</u> mom will be mad and I will <u>cry</u> . <u>My</u> dad will be mad and I will <u>cry</u> .				






TUESDAY

	WRITE	Copy the  and  words from Monday into your exercise books.				
---	-------	--	--	--	--	--



WEDNESDAY

	LOOK & SAY	every	made	from	then	night
	SOUND OUT	cry	fry	try	my	
		dry	guy	buy		
	★	I <u>try</u> to <u>buy</u> a whale.				
	READ	I <u>try</u> . I <u>try</u> to <u>fry</u> . I <u>try</u> to <u>fry</u> in a pan. I <u>try</u> to <u>fry</u> in a pan at night. I <u>try</u> to <u>fry</u> in a pan every night. The <u>guy</u> will <u>try</u> . The <u>guy</u> will <u>try</u> to <u>fry</u> . The <u>guy</u> will <u>try</u> to <u>fry</u> in a pan. The <u>guy</u> will <u>try</u> to <u>fry</u> in a pan at night. The <u>guy</u> will <u>try</u> to <u>fry</u> in a pan every night.				





# THURSDAY

	LOOK & SAY	every	made	from	then	night	
	READ						<p>This <u>guy</u> is a bully. Every night he will bully the fish. The fish will <u>cry</u>. The fish will <u>try</u> to stop the bully. Then the fish will <u>cry</u> for the whale. The whale will stop the bully. Then the fish will be happy. The whale made the bully stop. The fish will not <u>cry</u>.</p>
		 <p>fish</p>			 <p>happy</p>		




# FRIDAY

	LOOK & SAY	every	made	from	then	night
	READ & ANSWER	<ol style="list-style-type: none"> <li>When did the guy bully the fish? The guy bullied the fish _____.</li> <li>Do the fish try to stop the bully? Yes / No, the fish do / do not try to stop the bully.</li> <li>Who do the fish call? The fish call the _____.</li> <li>Who will stop the bully? The _____ will stop the bully.</li> <li>How do the fish feel when the whale stops the bully? I feel happy / sad / glad when the whale stops the bully.</li> </ol>				





MONDAY

	LOOK & SAY	every	made	from	then	night
	SOUND OUT	cry	fry	try	my	
		dry	guy	buy		
	★	I cry as I try to fry.				
	READ	I am wet. He is <u>dry</u> . I am wet but that <u>guy</u> is <u>dry</u> . I want to <u>cry</u> . I want to <u>cry</u> and I am not <u>dry</u> . <u>My</u> mom will be mad. <u>My</u> dad will be mad. <u>My</u> mom will be mad and I will <u>cry</u> . <u>My</u> dad will be mad and I will <u>cry</u> .				






TUESDAY

	WRITE	Copy the  and  words from Monday into your exercise books.				
---	-------	--	--	--	--	--



WEDNESDAY

	LOOK & SAY	every	made	from	then	night
	SOUND OUT	cry	fry	try	my	
		dry	guy	buy		
	★	I <u>try</u> to <u>buy</u> a whale.				
	READ	I <u>try</u> . I <u>try</u> to <u>fry</u> . I <u>try</u> to <u>fry</u> in a pan. I <u>try</u> to <u>fry</u> in a pan at night. I <u>try</u> to <u>fry</u> in a pan every night. The <u>guy</u> will <u>try</u> . The <u>guy</u> will <u>try</u> to <u>fry</u> . The <u>guy</u> will <u>try</u> to <u>fry</u> in a pan. The <u>guy</u> will <u>try</u> to <u>fry</u> in a pan at night. The <u>guy</u> will <u>try</u> to <u>fry</u> in a pan every night.				





# THURSDAY

	LOOK & SAY	every	made	from	then	night	
	READ						<p>This <u>guy</u> is a bully. Every night he will bully the fish. The fish will <u>cry</u>. The fish will <u>try</u> to stop the bully. Then the fish will <u>cry</u> for the whale. The whale will stop the bully. Then the fish will be happy. The whale made the bully stop. The fish will not <u>cry</u>.</p>
		 <p>fish</p>			 <p>happy</p>		




# FRIDAY

	LOOK & SAY	every	made	from	then	night
	READ & ANSWER	<ol style="list-style-type: none"> <li>When did the guy bully the fish? The guy bullied the fish _____.</li> <li>Do the fish try to stop the bully? Yes / No, the fish do / do not try to stop the bully.</li> <li>Who do the fish call? The fish call the _____.</li> <li>Who will stop the bully? The _____ will stop the bully.</li> <li>How do the fish feel when the whale stops the bully? I feel happy / sad / glad when the whale stops the bully.</li> </ol>				





MONDAY

	LOOK & SAY	every	made	from	then	night
	SOUND OUT	cry	fry	try	my	
		dry	guy	buy		
	★	I cry as I try to fry.				
	READ	I am wet. He is <u>dry</u> . I am wet but that <u>guy</u> is <u>dry</u> . I want to <u>cry</u> . I want to <u>cry</u> and I am not <u>dry</u> . <u>My</u> mom will be mad. <u>My</u> dad will be mad. <u>My</u> mom will be mad and I will <u>cry</u> . <u>My</u> dad will be mad and I will <u>cry</u> .				






TUESDAY

	WRITE	Copy the  and  words from Monday into your exercise books.				
---	-------	--	--	--	--	--



WEDNESDAY

	LOOK & SAY	every	made	from	then	night
	SOUND OUT	cry	fry	try	my	
		dry	guy	buy		
	★	I <u>try</u> to <u>buy</u> a whale.				
	READ	I <u>try</u> . I <u>try</u> to <u>fry</u> . I <u>try</u> to <u>fry</u> in a pan. I <u>try</u> to <u>fry</u> in a pan at night. I <u>try</u> to <u>fry</u> in a pan every night. The <u>guy</u> will <u>try</u> . The <u>guy</u> will <u>try</u> to <u>fry</u> . The <u>guy</u> will <u>try</u> to <u>fry</u> in a pan. The <u>guy</u> will <u>try</u> to <u>fry</u> in a pan at night. The <u>guy</u> will <u>try</u> to <u>fry</u> in a pan every night.				

# THURSDAY





	LOOK & SAY	every	made	from	then	night
	READ			<p>This <u>guy</u> is a bully. Every night he will bully the fish. The fish will <u>cry</u>. The fish will <u>try</u> to stop the bully. Then the fish will <u>cry</u> for the whale. The whale will stop the bully. Then the fish will be happy. The whale made the bully stop. The fish will not <u>cry</u>.</p>		
		 <p>fish</p>		 <p>happy</p>		

# FRIDAY




	LOOK & SAY	every	made	from	then	night
	READ & ANSWER	<ol style="list-style-type: none"> <li>When did the guy bully the fish? The guy bullied the fish _____.</li> <li>Do the fish try to stop the bully? Yes / No, the fish do / do not try to stop the bully.</li> <li>Who do the fish call? The fish call the _____.</li> <li>Who will stop the bully? The _____ will stop the bully.</li> <li>How do the fish feel when the whale stops the bully? I feel happy / sad / glad when the whale stops the bully.</li> </ol>				







MONDAY

	LOOK & SAY	every	made	from	then	night
	SOUND OUT	cry	fry	try	my	
		dry	guy	buy		
	★	I cry as I try to fry.				
	READ	I am wet. He is <u>dry</u> . I am wet but that <u>guy</u> is <u>dry</u> . I want to <u>cry</u> . I want to <u>cry</u> and I am not <u>dry</u> . <u>My</u> mom will be mad. <u>My</u> dad will be mad. <u>My</u> mom will be mad and I will <u>cry</u> . <u>My</u> dad will be mad and I will <u>cry</u> .				



TUESDAY

	WRITE	Copy the  and  words from Monday into your exercise books.				
---	-------	--	--	--	--	--



WEDNESDAY

	LOOK & SAY	every	made	from	then	night
	SOUND OUT	cry	fry	try	my	
		dry	guy	buy		
	★	I <u>try</u> to <u>buy</u> a whale.				
	READ	I <u>try</u> . I <u>try</u> to <u>fry</u> . I <u>try</u> to <u>fry</u> in a pan. I <u>try</u> to <u>fry</u> in a pan at night. I <u>try</u> to <u>fry</u> in a pan every night. The <u>guy</u> will <u>try</u> . The <u>guy</u> will <u>try</u> to <u>fry</u> . The <u>guy</u> will <u>try</u> to <u>fry</u> in a pan. The <u>guy</u> will <u>try</u> to <u>fry</u> in a pan at night. The <u>guy</u> will <u>try</u> to <u>fry</u> in a pan every night.				





# THURSDAY

	LOOK & SAY	every	made	from	then	night
	READ	<div data-bbox="400 280 906 887" data-label="Image"> </div> <div data-bbox="927 280 1458 837" data-label="Text"> <p>This <u>guy</u> is a bully. Every night he will bully the fish. The fish will <u>cry</u>. The fish will <u>try</u> to stop the bully. Then the fish will <u>cry</u> for the whale. The whale will stop the bully. Then the fish will be happy. The whale made the bully stop. The fish will not <u>cry</u>.</p> </div> <div data-bbox="620 949 896 1093" data-label="Image"> </div> <div data-bbox="722 1133 794 1182" data-label="Caption"> <p>fish</p> </div> <div data-bbox="1066 943 1246 1120" data-label="Image"> </div> <div data-bbox="1093 1133 1225 1198" data-label="Caption"> <p>happy</p> </div>				




# FRIDAY

	LOOK & SAY	every	made	from	then	night
	READ & ANSWER	<ol style="list-style-type: none"> <li>1. When did the guy bully the fish? The guy bullied the fish _____.</li> <li>2. Do the fish try to stop the bully? Yes / No, the fish do / do not try to stop the bully.</li> <li>3. Who do the fish call? The fish call the _____.</li> <li>4. Who will stop the bully? The _____ will stop the bully.</li> <li>5. How do the fish feel when the whale stops the bully? I feel happy / sad / glad when the whale stops the bully.</li> </ol>				





MONDAY

	LOOK & SAY	every	made	from	then	night
	SOUND OUT	cry	fry	try	my	
		dry	guy	buy		
	★	I cry as I try to fry.				
	READ	I am wet. He is <u>dry</u> . I am wet but that <u>guy</u> is <u>dry</u> . I want to <u>cry</u> . I want to <u>cry</u> and I am not <u>dry</u> . <u>My</u> mom will be mad. <u>My</u> dad will be mad. <u>My</u> mom will be mad and I will <u>cry</u> . <u>My</u> dad will be mad and I will <u>cry</u> .				






TUESDAY

	WRITE	Copy the  and  words from Monday into your exercise books.				
---	-------	--	--	--	--	--



WEDNESDAY

	LOOK & SAY	every	made	from	then	night
	SOUND OUT	cry	fry	try	my	
		dry	guy	buy		
	★	I <u>try</u> to <u>buy</u> a whale.				
	READ	I <u>try</u> . I <u>try</u> to <u>fry</u> . I <u>try</u> to <u>fry</u> in a pan. I <u>try</u> to <u>fry</u> in a pan at night. I <u>try</u> to <u>fry</u> in a pan every night. The <u>guy</u> will <u>try</u> . The <u>guy</u> will <u>try</u> to <u>fry</u> . The <u>guy</u> will <u>try</u> to <u>fry</u> in a pan. The <u>guy</u> will <u>try</u> to <u>fry</u> in a pan at night. The <u>guy</u> will <u>try</u> to <u>fry</u> in a pan every night.				





# THURSDAY

	LOOK & SAY	every	made	from	then	night
	READ					<p>This <u>guy</u> is a bully. Every night he will bully the fish. The fish will <u>cry</u>. The fish will <u>try</u> to stop the bully. Then the fish will <u>cry</u> for the whale. The whale will stop the bully. Then the fish will be happy. The whale made the bully stop. The fish will not <u>cry</u>.</p>
		 <p>fish</p>			 <p>happy</p>	




# FRIDAY

	LOOK & SAY	every	made	from	then	night
	READ & ANSWER	<ol style="list-style-type: none"> <li>When did the guy bully the fish? The guy bullied the fish _____.</li> <li>Do the fish try to stop the bully? Yes / No, the fish do / do not try to stop the bully.</li> <li>Who do the fish call? The fish call the _____.</li> <li>Who will stop the bully? The _____ will stop the bully.</li> <li>How do the fish feel when the whale stops the bully? I feel happy / sad / glad when the whale stops the bully.</li> </ol>				





MONDAY

	LOOK & SAY	every	made	from	then	night
	SOUND OUT	cry	fry	try	my	
		dry	guy	buy		
	★	I cry as I try to fry.				
	READ	I am wet. He is <u>dry</u> . I am wet but that <u>guy</u> is <u>dry</u> . I want to <u>cry</u> . I want to <u>cry</u> and I am not <u>dry</u> . <u>My</u> mom will be mad. <u>My</u> dad will be mad. <u>My</u> mom will be mad and I will <u>cry</u> . <u>My</u> dad will be mad and I will <u>cry</u> .				






TUESDAY

	WRITE	Copy the  and  words from Monday into your exercise books.				
---	-------	--	--	--	--	--



WEDNESDAY

	LOOK & SAY	every	made	from	then	night
	SOUND OUT	cry	fry	try	my	
		dry	guy	buy		
	★	I <u>try</u> to <u>buy</u> a whale.				
	READ	I <u>try</u> . I <u>try</u> to <u>fry</u> . I <u>try</u> to <u>fry</u> in a pan. I <u>try</u> to <u>fry</u> in a pan at night. I <u>try</u> to <u>fry</u> in a pan every night. The <u>guy</u> will <u>try</u> . The <u>guy</u> will <u>try</u> to <u>fry</u> . The <u>guy</u> will <u>try</u> to <u>fry</u> in a pan. The <u>guy</u> will <u>try</u> to <u>fry</u> in a pan at night. The <u>guy</u> will <u>try</u> to <u>fry</u> in a pan every night.				





# THURSDAY

	LOOK & SAY	every	made	from	then	night
	READ					<p>This <u>guy</u> is a bully. Every night he will bully the fish. The fish will <u>cry</u>. The fish will <u>try</u> to stop the bully. Then the fish will <u>cry</u> for the whale. The whale will stop the bully. Then the fish will be happy. The whale made the bully stop. The fish will not <u>cry</u>.</p>
		 <p>fish</p>			 <p>happy</p>	




# FRIDAY

	LOOK & SAY	every	made	from	then	night
	READ & ANSWER	<ol style="list-style-type: none"> <li>When did the guy bully the fish? The guy bullied the fish _____.</li> <li>Do the fish try to stop the bully? Yes / No, the fish do / do not try to stop the bully.</li> <li>Who do the fish call? The fish call the _____.</li> <li>Who will stop the bully? The _____ will stop the bully.</li> <li>How do the fish feel when the whale stops the bully? I feel happy / sad / glad when the whale stops the bully.</li> </ol>				





MONDAY

	LOOK & SAY	every	made	from	then	night
	SOUND OUT	cry	fry	try	my	
		dry	guy	buy		
	★	I cry as I try to fry.				
	READ	I am wet. He is <u>dry</u> . I am wet but that <u>guy</u> is <u>dry</u> . I want to <u>cry</u> . I want to <u>cry</u> and I am not <u>dry</u> . <u>My</u> mom will be mad. <u>My</u> dad will be mad. <u>My</u> mom will be mad and I will <u>cry</u> . <u>My</u> dad will be mad and I will <u>cry</u> .				






TUESDAY

	WRITE	Copy the  and  words from Monday into your exercise books.				
---	-------	--	--	--	--	--



WEDNESDAY

	LOOK & SAY	every	made	from	then	night
	SOUND OUT	cry	fry	try	my	
		dry	guy	buy		
	★	I <u>try</u> to <u>buy</u> a whale.				
	READ	I <u>try</u> . I <u>try</u> to <u>fry</u> . I <u>try</u> to <u>fry</u> in a pan. I <u>try</u> to <u>fry</u> in a pan at night. I <u>try</u> to <u>fry</u> in a pan every night. The <u>guy</u> will <u>try</u> . The <u>guy</u> will <u>try</u> to <u>fry</u> . The <u>guy</u> will <u>try</u> to <u>fry</u> in a pan. The <u>guy</u> will <u>try</u> to <u>fry</u> in a pan at night. The <u>guy</u> will <u>try</u> to <u>fry</u> in a pan every night.				

# THURSDAY





	LOOK & SAY	every	made	from	then	night
	READ					<p>This <u>guy</u> is a bully. Every night he will bully the fish. The fish will <u>cry</u>. The fish will <u>try</u> to stop the bully. Then the fish will <u>cry</u> for the whale. The whale will stop the bully. Then the fish will be happy. The whale made the bully stop. The fish will not <u>cry</u>.</p>
		 <p>fish</p>			 <p>happy</p>	

# FRIDAY




	LOOK & SAY	every	made	from	then	night
	READ & ANSWER	<ol style="list-style-type: none"> <li>When did the guy bully the fish? The guy bullied the fish _____.</li> <li>Do the fish try to stop the bully? Yes / No, the fish do / do not try to stop the bully.</li> <li>Who do the fish call? The fish call the _____.</li> <li>Who will stop the bully? The _____ will stop the bully.</li> <li>How do the fish feel when the whale stops the bully? I feel happy / sad / glad when the whale stops the bully.</li> </ol>				







MONDAY

	LOOK & SAY	every	made	from	then	night
	SOUND OUT	cry	fry	try	my	
		dry	guy	buy		
	★	I cry as I try to fry.				
	READ	I am wet. He is <u>dry</u> . I am wet but that <u>guy</u> is <u>dry</u> . I want to <u>cry</u> . I want to <u>cry</u> and I am not <u>dry</u> . <u>My</u> mom will be mad. <u>My</u> dad will be mad. <u>My</u> mom will be mad and I will <u>cry</u> . <u>My</u> dad will be mad and I will <u>cry</u> .				






TUESDAY

	WRITE	Copy the  and  words from Monday into your exercise books.				
---	-------	--	--	--	--	--



WEDNESDAY

	LOOK & SAY	every	made	from	then	night
	SOUND OUT	cry	fry	try	my	
		dry	guy	buy		
	★	I <u>try</u> to <u>buy</u> a whale.				
	READ	I <u>try</u> . I <u>try</u> to <u>fry</u> . I <u>try</u> to <u>fry</u> in a pan. I <u>try</u> to <u>fry</u> in a pan at night. I <u>try</u> to <u>fry</u> in a pan every night. The <u>guy</u> will <u>try</u> . The <u>guy</u> will <u>try</u> to <u>fry</u> . The <u>guy</u> will <u>try</u> to <u>fry</u> in a pan. The <u>guy</u> will <u>try</u> to <u>fry</u> in a pan at night. The <u>guy</u> will <u>try</u> to <u>fry</u> in a pan every night.				





# THURSDAY

	LOOK & SAY	every	made	from	then	night
	READ					<p>This <u>guy</u> is a bully. Every night he will bully the fish. The fish will <u>cry</u>. The fish will <u>try</u> to stop the bully. Then the fish will <u>cry</u> for the whale. The whale will stop the bully. Then the fish will be happy. The whale made the bully stop. The fish will not <u>cry</u>.</p>
		 <p>fish</p>			 <p>happy</p>	




# FRIDAY

	LOOK & SAY	every	made	from	then	night
	READ & ANSWER	<ol style="list-style-type: none"> <li>When did the guy bully the fish? The guy bullied the fish _____.</li> <li>Do the fish try to stop the bully? Yes / No, the fish do / do not try to stop the bully.</li> <li>Who do the fish call? The fish call the _____.</li> <li>Who will stop the bully? The _____ will stop the bully.</li> <li>How do the fish feel when the whale stops the bully? I feel happy / sad / glad when the whale stops the bully.</li> </ol>				





MONDAY

	LOOK & SAY	every	made	from	then	night
	SOUND OUT	cry	fry	try	my	
		dry	guy	buy		
	★	I cry as I try to fry.				
	READ	I am wet. He is <u>dry</u> . I am wet but that <u>guy</u> is <u>dry</u> . I want to <u>cry</u> . I want to <u>cry</u> and I am not <u>dry</u> . <u>My</u> mom will be mad. <u>My</u> dad will be mad. <u>My</u> mom will be mad and I will <u>cry</u> . <u>My</u> dad will be mad and I will <u>cry</u> .				



TUESDAY

	WRITE	Copy the  and  words from Monday into your exercise books.				
---	-------	--	--	--	--	--



WEDNESDAY

	LOOK & SAY	every	made	from	then	night
	SOUND OUT	cry	fry	try	my	
		dry	guy	buy		
	★	I <u>try</u> to <u>buy</u> a whale.				
	READ	I <u>try</u> . I <u>try</u> to <u>fry</u> . I <u>try</u> to <u>fry</u> in a pan. I <u>try</u> to <u>fry</u> in a pan at night. I <u>try</u> to <u>fry</u> in a pan every night. The <u>guy</u> will <u>try</u> . The <u>guy</u> will <u>try</u> to <u>fry</u> . The <u>guy</u> will <u>try</u> to <u>fry</u> in a pan. The <u>guy</u> will <u>try</u> to <u>fry</u> in a pan at night. The <u>guy</u> will <u>try</u> to <u>fry</u> in a pan every night.				





# THURSDAY

	LOOK & SAY	every	made	from	then	night
	READ	<div data-bbox="400 280 906 887" data-label="Image"> </div> <div data-bbox="927 280 1458 837" data-label="Text"> <p>This <u>guy</u> is a bully. Every night he will bully the fish. The fish will <u>cry</u>. The fish will <u>try</u> to stop the bully. Then the fish will <u>cry</u> for the whale. The whale will stop the bully. Then the fish will be happy. The whale made the bully stop. The fish will not <u>cry</u>.</p> </div> <div data-bbox="620 949 896 1093" data-label="Image"> </div> <div data-bbox="722 1133 794 1182" data-label="Caption"> <p>fish</p> </div> <div data-bbox="1066 943 1246 1120" data-label="Image"> </div> <div data-bbox="1093 1133 1225 1198" data-label="Caption"> <p>happy</p> </div>				



# FRIDAY

	LOOK & SAY	every	made	from	then	night
	READ & ANSWER	<ol style="list-style-type: none"> <li>1. When did the guy bully the fish? The guy bullied the fish _____.</li> <li>2. Do the fish try to stop the bully? Yes / No, the fish do / do not try to stop the bully.</li> <li>3. Who do the fish call? The fish call the _____.</li> <li>4. Who will stop the bully? The _____ will stop the bully.</li> <li>5. How do the fish feel when the whale stops the bully? I feel happy / sad / glad when the whale stops the bully.</li> </ol>				





MONDAY

	LOOK & SAY	every	made	from	then	night
	SOUND OUT	cry	fry	try	my	
		dry	guy	buy		
	★	I cry as I try to fry.				
	READ	I am wet. He is <u>dry</u> . I am wet but that <u>guy</u> is <u>dry</u> . I want to <u>cry</u> . I want to <u>cry</u> and I am not <u>dry</u> . <u>My</u> mom will be mad. <u>My</u> dad will be mad. <u>My</u> mom will be mad and I will <u>cry</u> . <u>My</u> dad will be mad and I will <u>cry</u> .				






TUESDAY

	WRITE	Copy the  and  words from Monday into your exercise books.				
---	-------	--	--	--	--	--



WEDNESDAY

	LOOK & SAY	every	made	from	then	night
	SOUND OUT	cry	fry	try	my	
		dry	guy	buy		
	★	I <u>try</u> to <u>buy</u> a whale.				
	READ	I <u>try</u> . I <u>try</u> to <u>fry</u> . I <u>try</u> to <u>fry</u> in a pan. I <u>try</u> to <u>fry</u> in a pan at night. I <u>try</u> to <u>fry</u> in a pan every night. The <u>guy</u> will <u>try</u> . The <u>guy</u> will <u>try</u> to <u>fry</u> . The <u>guy</u> will <u>try</u> to <u>fry</u> in a pan. The <u>guy</u> will <u>try</u> to <u>fry</u> in a pan at night. The <u>guy</u> will <u>try</u> to <u>fry</u> in a pan every night.				





# THURSDAY

	LOOK & SAY	every	made	from	then	night	
	READ						<p>This <u>guy</u> is a bully. Every night he will bully the fish. The fish will <u>cry</u>. The fish will <u>try</u> to stop the bully. Then the fish will <u>cry</u> for the whale. The whale will stop the bully. Then the fish will be happy. The whale made the bully stop. The fish will not <u>cry</u>.</p>
		 <p>fish</p>			 <p>happy</p>		




# FRIDAY

	LOOK & SAY	every	made	from	then	night
	READ & ANSWER	<ol style="list-style-type: none"> <li>When did the guy bully the fish? The guy bullied the fish _____.</li> <li>Do the fish try to stop the bully? Yes / No, the fish do / do not try to stop the bully.</li> <li>Who do the fish call? The fish call the _____.</li> <li>Who will stop the bully? The _____ will stop the bully.</li> <li>How do the fish feel when the whale stops the bully? I feel happy / sad / glad when the whale stops the bully.</li> </ol>				





MONDAY

	LOOK & SAY	every	made	from	then	night
	SOUND OUT	cry	fry	try	my	
		dry	guy	buy		
	★	I cry as I try to fry.				
	READ	I am wet. He is <u>dry</u> . I am wet but that <u>guy</u> is <u>dry</u> . I want to <u>cry</u> . I want to <u>cry</u> and I am not <u>dry</u> . <u>My</u> mom will be mad. <u>My</u> dad will be mad. <u>My</u> mom will be mad and I will <u>cry</u> . <u>My</u> dad will be mad and I will <u>cry</u> .				






TUESDAY

	WRITE	Copy the  and  words from Monday into your exercise books.				
---	-------	--	--	--	--	--



WEDNESDAY

	LOOK & SAY	every	made	from	then	night
	SOUND OUT	cry	fry	try	my	
		dry	guy	buy		
	★	I <u>try</u> to <u>buy</u> a whale.				
	READ	I <u>try</u> . I <u>try</u> to <u>fry</u> . I <u>try</u> to <u>fry</u> in a pan. I <u>try</u> to <u>fry</u> in a pan at night. I <u>try</u> to <u>fry</u> in a pan every night. The <u>guy</u> will <u>try</u> . The <u>guy</u> will <u>try</u> to <u>fry</u> . The <u>guy</u> will <u>try</u> to <u>fry</u> in a pan. The <u>guy</u> will <u>try</u> to <u>fry</u> in a pan at night. The <u>guy</u> will <u>try</u> to <u>fry</u> in a pan every night.				

# THURSDAY





	LOOK & SAY	every	made	from	then	night
	READ			<p>This <u>guy</u> is a bully. Every night he will bully the fish. The fish will <u>cry</u>. The fish will <u>try</u> to stop the bully. Then the fish will <u>cry</u> for the whale. The whale will stop the bully. Then the fish will be happy. The whale made the bully stop. The fish will not <u>cry</u>.</p>		
		 <p>fish</p>		 <p>happy</p>		

# FRIDAY




	LOOK & SAY	every	made	from	then	night
	READ & ANSWER	<ol style="list-style-type: none"> <li>When did the guy bully the fish? The guy bullied the fish _____.</li> <li>Do the fish try to stop the bully? Yes / No, the fish do / do not try to stop the bully.</li> <li>Who do the fish call? The fish call the _____.</li> <li>Who will stop the bully? The _____ will stop the bully.</li> <li>How do the fish feel when the whale stops the bully? I feel happy / sad / glad when the whale stops the bully.</li> </ol>				







MONDAY

	LOOK & SAY	every	made	from	then	night
	SOUND OUT	cry	fry	try	my	
		dry	guy	buy		
	★	I cry as I try to fry.				
	READ	I am wet. He is <u>dry</u> . I am wet but that <u>guy</u> is <u>dry</u> . I want to <u>cry</u> . I want to <u>cry</u> and I am not <u>dry</u> . <u>My</u> mom will be mad. <u>My</u> dad will be mad. <u>My</u> mom will be mad and I will <u>cry</u> . <u>My</u> dad will be mad and I will <u>cry</u> .				






TUESDAY

	WRITE	Copy the  and  words from Monday into your exercise books.				
---	-------	--	--	--	--	--



WEDNESDAY

	LOOK & SAY	every	made	from	then	night
	SOUND OUT	cry	fry	try	my	
		dry	guy	buy		
	★	I <u>try</u> to <u>buy</u> a whale.				
	READ	I <u>try</u> . I <u>try</u> to <u>fry</u> . I <u>try</u> to <u>fry</u> in a pan. I <u>try</u> to <u>fry</u> in a pan at night. I <u>try</u> to <u>fry</u> in a pan every night. The <u>guy</u> will <u>try</u> . The <u>guy</u> will <u>try</u> to <u>fry</u> . The <u>guy</u> will <u>try</u> to <u>fry</u> in a pan. The <u>guy</u> will <u>try</u> to <u>fry</u> in a pan at night. The <u>guy</u> will <u>try</u> to <u>fry</u> in a pan every night.				





# THURSDAY

	LOOK & SAY	every	made	from	then	night
	READ					<p>This <u>guy</u> is a bully. Every night he will bully the fish. The fish will <u>cry</u>. The fish will <u>try</u> to stop the bully. Then the fish will <u>cry</u> for the whale. The whale will stop the bully. Then the fish will be happy. The whale made the bully stop. The fish will not <u>cry</u>.</p>
		 <p>fish</p>			 <p>happy</p>	




# FRIDAY

	LOOK & SAY	every	made	from	then	night
	READ & ANSWER	<ol style="list-style-type: none"> <li>When did the guy bully the fish? The guy bullied the fish _____.</li> <li>Do the fish try to stop the bully? Yes / No, the fish do / do not try to stop the bully.</li> <li>Who do the fish call? The fish call the _____.</li> <li>Who will stop the bully? The _____ will stop the bully.</li> <li>How do the fish feel when the whale stops the bully? I feel happy / sad / glad when the whale stops the bully.</li> </ol>				





MONDAY

	LOOK & SAY	happy	will	small	because	going
	SOUND OUT	pry	pried	proud	prop	
		prank	proof	prick	prod	
	★	I am <u>pr</u> oud to <u>pr</u> od and <u>pr</u> y.				
	READ	I am happy. I am happy if I <u>pr</u> ank. I am happy if I <u>pr</u> ank a bully. I am <u>pr</u> oud. I am <u>pr</u> oud if I <u>pr</u> ank. I am <u>pr</u> oud if I <u>pr</u> ank a bully. I am happy and <u>pr</u> oud if I <u>pr</u> ank a bully. I am happy and <u>pr</u> oud because then the bully will cry. I am going to <u>pr</u> ank. I am going to <u>pr</u> ank a bully. I am going to <u>pr</u> ank a bully and I will be <u>pr</u> oud.				





TUESDAY

	WRITE	Copy the  and  words from Monday into your exercise books.				
---	-------	--	--	--	--	--



WEDNESDAY

	LOOK & SAY	happy	will	small	because	going
	SOUND OUT	pry	pried	proud	prop	
		prank	proof	prick	prod	
	★	I will <u>pr</u> ick and <u>pr</u> od the guy.				
	READ	I will be happy. I will be happy at night. Will you be happy? Will you be happy at night? I will not cry. I will not cry at night. My mom will be <u>pr</u> oud. She will be <u>pr</u> oud of me! She will be <u>pr</u> oud of me if I do not cry. She will be <u>pr</u> oud of me if I do not cry at night.				





# THURSDAY

	LOOK & SAY	happy	will	small	because	going	
 	READ					<p>Zodwa will be happy. She will be happy because she is going to run. She will be happy because she is going to try her best. Zodwa will be <u>proud</u>. Zodwa will be <u>proud</u> because she is going to try her best. Zodwa will be <u>proud</u>. Zodwa will be <u>proud</u> because she will win. Zodwa will not cry because she will try her best to be <u>proud</u>.</p>	




# FRIDAY

	LOOK & SAY	happy	will	small	because	going	
	READ & ANSWER	<ol style="list-style-type: none"> <li>1. Who will be happy? _____ will be happy.</li> <li>2. Why will Zodwa be happy? She will be happy because _____.</li> <li>3. Who will be proud? _____ will be proud.</li> <li>4. Why will Zodwa be proud? She will be proud because _____.</li> <li>5. Will Zodwa cry? Yes / No, Zodwa will / will not cry.</li> </ol>					





MONDAY

	LOOK & SAY	happy	will	small	because	going
	SOUND OUT	pry	pried	proud	prop	
		prank	proof	prick	prod	
	★	I am <u>pr</u> oud to <u>pr</u> od and <u>pr</u> y.				
	READ	I am happy. I am happy if I <u>pr</u> ank. I am happy if I <u>pr</u> ank a bully. I am <u>pr</u> oud. I am <u>pr</u> oud if I <u>pr</u> ank. I am <u>pr</u> oud if I <u>pr</u> ank a bully. I am happy and <u>pr</u> oud if I <u>pr</u> ank a bully. I am happy and <u>pr</u> oud because then the bully will cry. I am going to <u>pr</u> ank. I am going to <u>pr</u> ank a bully. I am going to <u>pr</u> ank a bully and I will be <u>pr</u> oud.				





TUESDAY

	WRITE	Copy the  and  words from Monday into your exercise books.				
---	-------	--	--	--	--	--



WEDNESDAY

	LOOK & SAY	happy	will	small	because	going
	SOUND OUT	pry	pried	proud	prop	
		prank	proof	prick	prod	
	★	I will <u>pr</u> ick and <u>pr</u> od the guy.				
	READ	I will be happy. I will be happy at night. Will you be happy? Will you be happy at night? I will not cry. I will not cry at night. My mom will be <u>pr</u> oud. She will be <u>pr</u> oud of me! She will be <u>pr</u> oud of me if I do not cry. She will be <u>pr</u> oud of me if I do not cry at night.				





# THURSDAY

	LOOK & SAY	happy	will	small	because	going	
 	READ					<p>Zodwa will be happy. She will be happy because she is going to run. She will be happy because she is going to try her best. Zodwa will be <u>proud</u>. Zodwa will be <u>proud</u> because she is going to try her best. Zodwa will be <u>proud</u>. Zodwa will be <u>proud</u> because she will win. Zodwa will not cry because she will try her best to be <u>proud</u>.</p>	




# FRIDAY

	LOOK & SAY	happy	will	small	because	going	
	READ & ANSWER	<ol style="list-style-type: none"> <li>1. Who will be happy? _____ will be happy.</li> <li>2. Why will Zodwa be happy? She will be happy because _____.</li> <li>3. Who will be proud? _____ will be proud.</li> <li>4. Why will Zodwa be proud? She will be proud because _____.</li> <li>5. Will Zodwa cry? Yes / No, Zodwa will / will not cry.</li> </ol>					





MONDAY

	LOOK & SAY	happy	will	small	because	going
	SOUND OUT	pry	pried	proud	prop	
		prank	proof	prick	prod	
	★	I am <u>pr</u> oud to <u>pr</u> od and <u>pr</u> y.				
	READ	I am happy. I am happy if I <u>pr</u> ank. I am happy if I <u>pr</u> ank a bully. I am <u>pr</u> oud. I am <u>pr</u> oud if I <u>pr</u> ank. I am <u>pr</u> oud if I <u>pr</u> ank a bully. I am happy and <u>pr</u> oud if I <u>pr</u> ank a bully. I am happy and <u>pr</u> oud because then the bully will cry. I am going to <u>pr</u> ank. I am going to <u>pr</u> ank a bully. I am going to <u>pr</u> ank a bully and I will be <u>pr</u> oud.				





TUESDAY

	WRITE	Copy the  and  words from Monday into your exercise books.				
---	-------	--	--	--	--	--



WEDNESDAY

	LOOK & SAY	happy	will	small	because	going
	SOUND OUT	pry	pried	proud	prop	
		prank	proof	prick	prod	
	★	I will <u>pr</u> ick and <u>pr</u> od the guy.				
	READ	I will be happy. I will be happy at night. Will you be happy? Will you be happy at night? I will not cry. I will not cry at night. My mom will be <u>pr</u> oud. She will be <u>pr</u> oud of me! She will be <u>pr</u> oud of me if I do not cry. She will be <u>pr</u> oud of me if I do not cry at night.				

# THURSDAY





	LOOK & SAY	happy	will	small	because	going	
 	READ					<p>Zodwa will be happy. She will be happy because she is going to run. She will be happy because she is going to try her best. Zodwa will be <u>proud</u>. Zodwa will be <u>proud</u> because she is going to try her best. Zodwa will be <u>proud</u>. Zodwa will be <u>proud</u> because she will win. Zodwa will not cry because she will try her best to be <u>proud</u>.</p>	

# FRIDAY




	LOOK & SAY	happy	will	small	because	going	
	READ & ANSWER	<ol style="list-style-type: none"> <li>1. Who will be happy? _____ will be happy.</li> <li>2. Why will Zodwa be happy? She will be happy because _____.</li> <li>3. Who will be proud? _____ will be proud.</li> <li>4. Why will Zodwa be proud? She will be proud because _____.</li> <li>5. Will Zodwa cry? Yes / No, Zodwa will / will not cry.</li> </ol>					







MONDAY

	LOOK & SAY	happy	will	small	because	going
	SOUND OUT	pry	pried	proud	prop	
		prank	proof	prick	prod	
	★	I am <u>pr</u> oud to <u>pr</u> od and <u>pr</u> y.				
	READ	I am happy. I am happy if I <u>pr</u> ank. I am happy if I <u>pr</u> ank a bully. I am <u>pr</u> oud. I am <u>pr</u> oud if I <u>pr</u> ank. I am <u>pr</u> oud if I <u>pr</u> ank a bully. I am happy and <u>pr</u> oud if I <u>pr</u> ank a bully. I am happy and <u>pr</u> oud because then the bully will cry. I am going to <u>pr</u> ank. I am going to <u>pr</u> ank a bully. I am going to <u>pr</u> ank a bully and I will be <u>pr</u> oud.				





TUESDAY

	WRITE	Copy the  and  words from Monday into your exercise books.				
---	-------	--	--	--	--	--



WEDNESDAY

	LOOK & SAY	happy	will	small	because	going
	SOUND OUT	pry	pried	proud	prop	
		prank	proof	prick	prod	
	★	I will <u>pr</u> ick and <u>pr</u> od the guy.				
	READ	I will be happy. I will be happy at night. Will you be happy? Will you be happy at night? I will not cry. I will not cry at night. My mom will be <u>pr</u> oud. She will be <u>pr</u> oud of me! She will be <u>pr</u> oud of me if I do not cry. She will be <u>pr</u> oud of me if I do not cry at night.				





# THURSDAY

	LOOK & SAY	happy	will	small	because	going	
 	READ					<p>Zodwa will be happy. She will be happy because she is going to run. She will be happy because she is going to try her best. Zodwa will be <u>proud</u>. Zodwa will be <u>proud</u> because she is going to try her best. Zodwa will be <u>proud</u>. Zodwa will be <u>proud</u> because she will win. Zodwa will not cry because she will try her best to be <u>proud</u>.</p>	




# FRIDAY

	LOOK & SAY	happy	will	small	because	going
	READ & ANSWER	<ol style="list-style-type: none"> <li>1. Who will be happy? _____ will be happy.</li> <li>2. Why will Zodwa be happy? She will be happy because _____.</li> <li>3. Who will be proud? _____ will be proud.</li> <li>4. Why will Zodwa be proud? She will be proud because _____.</li> <li>5. Will Zodwa cry? Yes / No, Zodwa will / will not cry.</li> </ol>				





MONDAY

	LOOK & SAY	happy	will	small	because	going
	SOUND OUT	pry	pried	proud	prop	
		prank	proof	prick	prod	
	★	I am <u>pr</u> oud to <u>pr</u> od and <u>pr</u> y.				
	READ	I am happy. I am happy if I <u>pr</u> ank. I am happy if I <u>pr</u> ank a bully. I am <u>pr</u> oud. I am <u>pr</u> oud if I <u>pr</u> ank. I am <u>pr</u> oud if I <u>pr</u> ank a bully. I am happy and <u>pr</u> oud if I <u>pr</u> ank a bully. I am happy and <u>pr</u> oud because then the bully will cry. I am going to <u>pr</u> ank. I am going to <u>pr</u> ank a bully. I am going to <u>pr</u> ank a bully and I will be <u>pr</u> oud.				





TUESDAY

	WRITE	Copy the  and  words from Monday into your exercise books.				
---	-------	--	--	--	--	--



WEDNESDAY

	LOOK & SAY	happy	will	small	because	going
	SOUND OUT	pry	pried	proud	prop	
		prank	proof	prick	prod	
	★	I will <u>pr</u> ick and <u>pr</u> od the guy.				
	READ	I will be happy. I will be happy at night. Will you be happy? Will you be happy at night? I will not cry. I will not cry at night. My mom will be <u>pr</u> oud. She will be <u>pr</u> oud of me! She will be <u>pr</u> oud of me if I do not cry. She will be <u>pr</u> oud of me if I do not cry at night.				





# THURSDAY

	LOOK & SAY	happy	will	small	because	going	
 	READ					<p>Zodwa will be happy. She will be happy because she is going to run. She will be happy because she is going to try her best. Zodwa will be <u>proud</u>. Zodwa will be <u>proud</u> because she is going to try her best. Zodwa will be <u>proud</u>. Zodwa will be <u>proud</u> because she will win. Zodwa will not cry because she will try her best to be <u>proud</u>.</p>	




# FRIDAY

	LOOK & SAY	happy	will	small	because	going	
	READ & ANSWER	<ol style="list-style-type: none"> <li>1. Who will be happy? _____ will be happy.</li> <li>2. Why will Zodwa be happy? She will be happy because _____.</li> <li>3. Who will be proud? _____ will be proud.</li> <li>4. Why will Zodwa be proud? She will be proud because _____.</li> <li>5. Will Zodwa cry? Yes / No, Zodwa will / will not cry.</li> </ol>					





MONDAY

	LOOK & SAY	happy	will	small	because	going
	SOUND OUT	pry	pried	proud	prop	
		prank	proof	prick	prod	
	★	I am <u>pr</u> oud to <u>pr</u> od and <u>pr</u> y.				
	READ	I am happy. I am happy if I <u>pr</u> ank. I am happy if I <u>pr</u> ank a bully. I am <u>pr</u> oud. I am <u>pr</u> oud if I <u>pr</u> ank. I am <u>pr</u> oud if I <u>pr</u> ank a bully. I am happy and <u>pr</u> oud if I <u>pr</u> ank a bully. I am happy and <u>pr</u> oud because then the bully will cry. I am going to <u>pr</u> ank. I am going to <u>pr</u> ank a bully. I am going to <u>pr</u> ank a bully and I will be <u>pr</u> oud.				





TUESDAY

	WRITE	Copy the  and  words from Monday into your exercise books.				
---	-------	--	--	--	--	--



WEDNESDAY

	LOOK & SAY	happy	will	small	because	going
	SOUND OUT	pry	pried	proud	prop	
		prank	proof	prick	prod	
	★	I will <u>pr</u> ick and <u>pr</u> od the guy.				
	READ	I will be happy. I will be happy at night. Will you be happy? Will you be happy at night? I will not cry. I will not cry at night. My mom will be <u>pr</u> oud. She will be <u>pr</u> oud of me! She will be <u>pr</u> oud of me if I do not cry. She will be <u>pr</u> oud of me if I do not cry at night.				





# THURSDAY

	LOOK & SAY	happy	will	small	because	going
 	READ					<p>Zodwa will be happy. She will be happy because she is going to run. She will be happy because she is going to try her best. Zodwa will be <u>proud</u>. Zodwa will be <u>proud</u> because she is going to try her best. Zodwa will be <u>proud</u>. Zodwa will be <u>proud</u> because she will win. Zodwa will not cry because she will try her best to be <u>proud</u>.</p>




# FRIDAY

	LOOK & SAY	happy	will	small	because	going
	READ & ANSWER	<ol style="list-style-type: none"> <li>1. Who will be happy? _____ will be happy.</li> <li>2. Why will Zodwa be happy? She will be happy because _____.</li> <li>3. Who will be proud? _____ will be proud.</li> <li>4. Why will Zodwa be proud? She will be proud because _____.</li> <li>5. Will Zodwa cry? Yes / No, Zodwa will / will not cry.</li> </ol>				





MONDAY

	LOOK & SAY	happy	will	small	because	going
	SOUND OUT	pry	pried	proud	prop	
		prank	proof	prick	prod	
	★	I am <u>pr</u> oud to <u>pr</u> od and <u>pr</u> y.				
	READ	I am happy. I am happy if I <u>pr</u> ank. I am happy if I <u>pr</u> ank a bully. I am <u>pr</u> oud. I am <u>pr</u> oud if I <u>pr</u> ank. I am <u>pr</u> oud if I <u>pr</u> ank a bully. I am happy and <u>pr</u> oud if I <u>pr</u> ank a bully. I am happy and <u>pr</u> oud because then the bully will cry. I am going to <u>pr</u> ank. I am going to <u>pr</u> ank a bully. I am going to <u>pr</u> ank a bully and I will be <u>pr</u> oud.				





TUESDAY

	WRITE	Copy the  and  words from Monday into your exercise books.				
---	-------	--	--	--	--	--



WEDNESDAY

	LOOK & SAY	happy	will	small	because	going
	SOUND OUT	pry	pried	proud	prop	
		prank	proof	prick	prod	
	★	I will <u>pr</u> ick and <u>pr</u> od the guy.				
	READ	I will be happy. I will be happy at night. Will you be happy? Will you be happy at night? I will not cry. I will not cry at night. My mom will be <u>pr</u> oud. She will be <u>pr</u> oud of me! She will be <u>pr</u> oud of me if I do not cry. She will be <u>pr</u> oud of me if I do not cry at night.				

# THURSDAY





	LOOK & SAY	happy	will	small	because	going	
 	READ					<p>Zodwa will be happy. She will be happy because she is going to run. She will be happy because she is going to try her best. Zodwa will be <u>proud</u>. Zodwa will be <u>proud</u> because she is going to try her best. Zodwa will be <u>proud</u>. Zodwa will be <u>proud</u> because she will win. Zodwa will not cry because she will try her best to be <u>proud</u>.</p>	

# FRIDAY




	LOOK & SAY	happy	will	small	because	going
	READ & ANSWER	<ol style="list-style-type: none"> <li>1. Who will be happy? _____ will be happy.</li> <li>2. Why will Zodwa be happy? She will be happy because _____.</li> <li>3. Who will be proud? _____ will be proud.</li> <li>4. Why will Zodwa be proud? She will be proud because _____.</li> <li>5. Will Zodwa cry? Yes / No, Zodwa will / will not cry.</li> </ol>				







MONDAY

	LOOK & SAY	happy	will	small	because	going
	SOUND OUT	pry	pried	proud	prop	
		prank	proof	prick	prod	
	★	I am <u>pr</u> oud to <u>pr</u> od and <u>pr</u> y.				
	READ	I am happy. I am happy if I <u>pr</u> ank. I am happy if I <u>pr</u> ank a bully. I am <u>pr</u> oud. I am <u>pr</u> oud if I <u>pr</u> ank. I am <u>pr</u> oud if I <u>pr</u> ank a bully. I am happy and <u>pr</u> oud if I <u>pr</u> ank a bully. I am happy and <u>pr</u> oud because then the bully will cry. I am going to <u>pr</u> ank. I am going to <u>pr</u> ank a bully. I am going to <u>pr</u> ank a bully and I will be <u>pr</u> oud.				





TUESDAY

	WRITE	Copy the  and  words from Monday into your exercise books.				
---	-------	--	--	--	--	--



WEDNESDAY

	LOOK & SAY	happy	will	small	because	going
	SOUND OUT	pry	pried	proud	prop	
		prank	proof	prick	prod	
	★	I will <u>pr</u> ick and <u>pr</u> od the guy.				
	READ	I will be happy. I will be happy at night. Will you be happy? Will you be happy at night? I will not cry. I will not cry at night. My mom will be <u>pr</u> oud. She will be <u>pr</u> oud of me! She will be <u>pr</u> oud of me if I do not cry. She will be <u>pr</u> oud of me if I do not cry at night.				





# THURSDAY

	LOOK & SAY	happy	will	small	because	going	
 	READ					<p>Zodwa will be happy. She will be happy because she is going to run. She will be happy because she is going to try her best. Zodwa will be <u>proud</u>. Zodwa will be <u>proud</u> because she is going to try her best. Zodwa will be <u>proud</u>. Zodwa will be <u>proud</u> because she will win. Zodwa will not cry because she will try her best to be <u>proud</u>.</p>	




# FRIDAY

	LOOK & SAY	happy	will	small	because	going
	READ & ANSWER	<ol style="list-style-type: none"> <li>1. Who will be happy? _____ will be happy.</li> <li>2. Why will Zodwa be happy? She will be happy because _____.</li> <li>3. Who will be proud? _____ will be proud.</li> <li>4. Why will Zodwa be proud? She will be proud because _____.</li> <li>5. Will Zodwa cry? Yes / No, Zodwa will / will not cry.</li> </ol>				





MONDAY

	LOOK & SAY	happy	will	small	because	going
	SOUND OUT	pry	pried	proud	prop	
		prank	proof	prick	prod	
	★	I am <u>pr</u> oud to <u>pr</u> od and <u>pr</u> y.				
	READ	I am happy. I am happy if I <u>pr</u> ank. I am happy if I <u>pr</u> ank a bully. I am <u>pr</u> oud. I am <u>pr</u> oud if I <u>pr</u> ank. I am <u>pr</u> oud if I <u>pr</u> ank a bully. I am happy and <u>pr</u> oud if I <u>pr</u> ank a bully. I am happy and <u>pr</u> oud because then the bully will cry. I am going to <u>pr</u> ank. I am going to <u>pr</u> ank a bully. I am going to <u>pr</u> ank a bully and I will be <u>pr</u> oud.				





TUESDAY

	WRITE	Copy the  and  words from Monday into your exercise books.				
---	-------	--	--	--	--	--



WEDNESDAY

	LOOK & SAY	happy	will	small	because	going
	SOUND OUT	pry	pried	proud	prop	
		prank	proof	prick	prod	
	★	I will <u>pr</u> ick and <u>pr</u> od the guy.				
	READ	I will be happy. I will be happy at night. Will you be happy? Will you be happy at night? I will not cry. I will not cry at night. My mom will be <u>pr</u> oud. She will be <u>pr</u> oud of me! She will be <u>pr</u> oud of me if I do not cry. She will be <u>pr</u> oud of me if I do not cry at night.				





# THURSDAY

	LOOK & SAY	happy	will	small	because	going	
 	READ					<p>Zodwa will be happy. She will be happy because she is going to run. She will be happy because she is going to try her best. Zodwa will be <u>proud</u>. Zodwa will be <u>proud</u> because she is going to try her best. Zodwa will be <u>proud</u>. Zodwa will be <u>proud</u> because she will win. Zodwa will not cry because she will try her best to be <u>proud</u>.</p>	




# FRIDAY

	LOOK & SAY	happy	will	small	because	going	
	READ & ANSWER	<ol style="list-style-type: none"> <li>1. Who will be happy? _____ will be happy.</li> <li>2. Why will Zodwa be happy? She will be happy because _____.</li> <li>3. Who will be proud? _____ will be proud.</li> <li>4. Why will Zodwa be proud? She will be proud because _____.</li> <li>5. Will Zodwa cry? Yes / No, Zodwa will / will not cry.</li> </ol>					





MONDAY

	LOOK & SAY	happy	will	small	because	going
	SOUND OUT	pry	pried	proud	prop	
		prank	proof	prick	prod	
	★	I am <u>pr</u> oud to <u>pr</u> od and <u>pr</u> y.				
	READ	I am happy. I am happy if I <u>pr</u> ank. I am happy if I <u>pr</u> ank a bully. I am <u>pr</u> oud. I am <u>pr</u> oud if I <u>pr</u> ank. I am <u>pr</u> oud if I <u>pr</u> ank a bully. I am happy and <u>pr</u> oud if I <u>pr</u> ank a bully. I am happy and <u>pr</u> oud because then the bully will cry. I am going to <u>pr</u> ank. I am going to <u>pr</u> ank a bully. I am going to <u>pr</u> ank a bully and I will be <u>pr</u> oud.				





TUESDAY

	WRITE	Copy the  and  words from Monday into your exercise books.				
---	-------	--	--	--	--	--



WEDNESDAY

	LOOK & SAY	happy	will	small	because	going
	SOUND OUT	pry	pried	proud	prop	
		prank	proof	prick	prod	
	★	I will <u>pr</u> ick and <u>pr</u> od the guy.				
	READ	I will be happy. I will be happy at night. Will you be happy? Will you be happy at night? I will not cry. I will not cry at night. My mom will be <u>pr</u> oud. She will be <u>pr</u> oud of me! She will be <u>pr</u> oud of me if I do not cry. She will be <u>pr</u> oud of me if I do not cry at night.				





# THURSDAY

	LOOK & SAY	happy	will	small	because	going	
 	READ					<p>Zodwa will be happy. She will be happy because she is going to run. She will be happy because she is going to try her best. Zodwa will be <u>proud</u>. Zodwa will be <u>proud</u> because she is going to try her best. Zodwa will be <u>proud</u>. Zodwa will be <u>proud</u> because she will win. Zodwa will not cry because she will try her best to be <u>proud</u>.</p>	




# FRIDAY

	LOOK & SAY	happy	will	small	because	going
	READ & ANSWER	<ol style="list-style-type: none"> <li>1. Who will be happy? _____ will be happy.</li> <li>2. Why will Zodwa be happy? She will be happy because _____.</li> <li>3. Who will be proud? _____ will be proud.</li> <li>4. Why will Zodwa be proud? She will be proud because _____.</li> <li>5. Will Zodwa cry? Yes / No, Zodwa will / will not cry.</li> </ol>				





MONDAY

	LOOK & SAY	happy	will	small	because	going
	SOUND OUT	pry	pried	proud	prop	
		prank	proof	prick	prod	
	★	I am <u>pr</u> oud to <u>pr</u> od and <u>pr</u> y.				
	READ	I am happy. I am happy if I <u>pr</u> ank. I am happy if I <u>pr</u> ank a bully. I am <u>pr</u> oud. I am <u>pr</u> oud if I <u>pr</u> ank. I am <u>pr</u> oud if I <u>pr</u> ank a bully. I am happy and <u>pr</u> oud if I <u>pr</u> ank a bully. I am happy and <u>pr</u> oud because then the bully will cry. I am going to <u>pr</u> ank. I am going to <u>pr</u> ank a bully. I am going to <u>pr</u> ank a bully and I will be <u>pr</u> oud.				





TUESDAY

	WRITE	Copy the  and  words from Monday into your exercise books.				
---	-------	--	--	--	--	--



WEDNESDAY

	LOOK & SAY	happy	will	small	because	going
	SOUND OUT	pry	pried	proud	prop	
		prank	proof	prick	prod	
	★	I will <u>pr</u> ick and <u>pr</u> od the guy.				
	READ	I will be happy. I will be happy at night. Will you be happy? Will you be happy at night? I will not cry. I will not cry at night. My mom will be <u>pr</u> oud. She will be <u>pr</u> oud of me! She will be <u>pr</u> oud of me if I do not cry. She will be <u>pr</u> oud of me if I do not cry at night.				

# THURSDAY





	LOOK & SAY	happy	will	small	because	going	
 	READ					<p>Zodwa will be happy. She will be happy because she is going to run. She will be happy because she is going to try her best. Zodwa will be <u>proud</u>. Zodwa will be <u>proud</u> because she is going to try her best. Zodwa will be <u>proud</u>. Zodwa will be <u>proud</u> because she will win. Zodwa will not cry because she will try her best to be <u>proud</u>.</p>	

# FRIDAY




	LOOK & SAY	happy	will	small	because	going	
	READ & ANSWER	<ol style="list-style-type: none"> <li>1. Who will be happy? _____ will be happy.</li> <li>2. Why will Zodwa be happy? She will be happy because _____.</li> <li>3. Who will be proud? _____ will be proud.</li> <li>4. Why will Zodwa be proud? She will be proud because _____.</li> <li>5. Will Zodwa cry? Yes / No, Zodwa will / will not cry.</li> </ol>					







MONDAY

	LOOK & SAY	happy	will	small	because	going
	SOUND OUT	pry	pried	proud	prop	
		prank	proof	prick	prod	
	★	I am <u>pr</u> oud to <u>pr</u> od and <u>pr</u> y.				
	READ	I am happy. I am happy if I <u>pr</u> ank. I am happy if I <u>pr</u> ank a bully. I am <u>pr</u> oud. I am <u>pr</u> oud if I <u>pr</u> ank. I am <u>pr</u> oud if I <u>pr</u> ank a bully. I am happy and <u>pr</u> oud if I <u>pr</u> ank a bully. I am happy and <u>pr</u> oud because then the bully will cry. I am going to <u>pr</u> ank. I am going to <u>pr</u> ank a bully. I am going to <u>pr</u> ank a bully and I will be <u>pr</u> oud.				





TUESDAY

	WRITE	Copy the  and  words from Monday into your exercise books.				
---	-------	--	--	--	--	--



WEDNESDAY

	LOOK & SAY	happy	will	small	because	going
	SOUND OUT	pry	pried	proud	prop	
		prank	proof	prick	prod	
	★	I will <u>pr</u> ick and <u>pr</u> od the guy.				
	READ	I will be happy. I will be happy at night. Will you be happy? Will you be happy at night? I will not cry. I will not cry at night. My mom will be <u>pr</u> oud. She will be <u>pr</u> oud of me! She will be <u>pr</u> oud of me if I do not cry. She will be <u>pr</u> oud of me if I do not cry at night.				





# THURSDAY

	LOOK & SAY	happy	will	small	because	going	
 	READ					<p>Zodwa will be happy. She will be happy because she is going to run. She will be happy because she is going to try her best. Zodwa will be <u>proud</u>. Zodwa will be <u>proud</u> because she is going to try her best. Zodwa will be <u>proud</u>. Zodwa will be <u>proud</u> because she will win. Zodwa will not cry because she will try her best to be <u>proud</u>.</p>	




# FRIDAY

	LOOK & SAY	happy	will	small	because	going	
	READ & ANSWER	<ol style="list-style-type: none"> <li>1. Who will be happy? _____ will be happy.</li> <li>2. Why will Zodwa be happy? She will be happy because _____.</li> <li>3. Who will be proud? _____ will be proud.</li> <li>4. Why will Zodwa be proud? She will be proud because _____.</li> <li>5. Will Zodwa cry? Yes / No, Zodwa will / will not cry.</li> </ol>					





MONDAY

	LOOK & SAY	happy	will	small	because	going
	SOUND OUT	pry	pried	proud	prop	
		prank	proof	prick	prod	
	★	I am <u>pr</u> oud to <u>pr</u> od and <u>pr</u> y.				
	READ	I am happy. I am happy if I <u>pr</u> ank. I am happy if I <u>pr</u> ank a bully. I am <u>pr</u> oud. I am <u>pr</u> oud if I <u>pr</u> ank. I am <u>pr</u> oud if I <u>pr</u> ank a bully. I am happy and <u>pr</u> oud if I <u>pr</u> ank a bully. I am happy and <u>pr</u> oud because then the bully will cry. I am going to <u>pr</u> ank. I am going to <u>pr</u> ank a bully. I am going to <u>pr</u> ank a bully and I will be <u>pr</u> oud.				





TUESDAY

	WRITE	Copy the  and  words from Monday into your exercise books.				
---	-------	--	--	--	--	--



WEDNESDAY

	LOOK & SAY	happy	will	small	because	going
	SOUND OUT	pry	pried	proud	prop	
		prank	proof	prick	prod	
	★	I will <u>pr</u> ick and <u>pr</u> od the guy.				
	READ	I will be happy. I will be happy at night. Will you be happy? Will you be happy at night? I will not cry. I will not cry at night. My mom will be <u>pr</u> oud. She will be <u>pr</u> oud of me! She will be <u>pr</u> oud of me if I do not cry. She will be <u>pr</u> oud of me if I do not cry at night.				





# THURSDAY

	LOOK & SAY	happy	will	small	because	going	
 	READ					<p>Zodwa will be happy. She will be happy because she is going to run. She will be happy because she is going to try her best. Zodwa will be <u>proud</u>. Zodwa will be <u>proud</u> because she is going to try her best. Zodwa will be <u>proud</u>. Zodwa will be <u>proud</u> because she will win. Zodwa will not cry because she will try her best to be <u>proud</u>.</p>	




# FRIDAY

	LOOK & SAY	happy	will	small	because	going	
	READ & ANSWER	<ol style="list-style-type: none"> <li>1. Who will be happy? _____ will be happy.</li> <li>2. Why will Zodwa be happy? She will be happy because _____.</li> <li>3. Who will be proud? _____ will be proud.</li> <li>4. Why will Zodwa be proud? She will be proud because _____.</li> <li>5. Will Zodwa cry? Yes / No, Zodwa will / will not cry.</li> </ol>					





MONDAY

	LOOK & SAY	happy	will	small	because	going
	SOUND OUT	pry	pried	proud	prop	
		prank	proof	prick	prod	
	★	I am <u>pr</u> oud to <u>pr</u> od and <u>pr</u> y.				
	READ	I am happy. I am happy if I <u>pr</u> ank. I am happy if I <u>pr</u> ank a bully. I am <u>pr</u> oud. I am <u>pr</u> oud if I <u>pr</u> ank. I am <u>pr</u> oud if I <u>pr</u> ank a bully. I am happy and <u>pr</u> oud if I <u>pr</u> ank a bully. I am happy and <u>pr</u> oud because then the bully will cry. I am going to <u>pr</u> ank. I am going to <u>pr</u> ank a bully. I am going to <u>pr</u> ank a bully and I will be <u>pr</u> oud.				





TUESDAY

	WRITE	Copy the  and  words from Monday into your exercise books.				
---	-------	--	--	--	--	--



WEDNESDAY

	LOOK & SAY	happy	will	small	because	going
	SOUND OUT	pry	pried	proud	prop	
		prank	proof	prick	prod	
	★	I will <u>pr</u> ick and <u>pr</u> od the guy.				
	READ	I will be happy. I will be happy at night. Will you be happy? Will you be happy at night? I will not cry. I will not cry at night. My mom will be <u>pr</u> oud. She will be <u>pr</u> oud of me! She will be <u>pr</u> oud of me if I do not cry. She will be <u>pr</u> oud of me if I do not cry at night.				





# THURSDAY

	LOOK & SAY	happy	will	small	because	going
 	READ					<p>Zodwa will be happy. She will be happy because she is going to run. She will be happy because she is going to try her best. Zodwa will be <u>proud</u>. Zodwa will be <u>proud</u> because she is going to try her best. Zodwa will be <u>proud</u>. Zodwa will be <u>proud</u> because she will win. Zodwa will not cry because she will try her best to be <u>proud</u>.</p>




# FRIDAY

	LOOK & SAY	happy	will	small	because	going
	READ & ANSWER	<ol style="list-style-type: none"> <li>1. Who will be happy? _____ will be happy.</li> <li>2. Why will Zodwa be happy? She will be happy because _____.</li> <li>3. Who will be proud? _____ will be proud.</li> <li>4. Why will Zodwa be proud? She will be proud because _____.</li> <li>5. Will Zodwa cry? Yes / No, Zodwa will / will not cry.</li> </ol>				





MONDAY

	LOOK & SAY	happy	will	small	because	going
	SOUND OUT	pry	pried	proud	prop	
		prank	proof	prick	prod	
	★	I am <u>pr</u> oud to <u>pr</u> od and <u>pr</u> y.				
	READ	I am happy. I am happy if I <u>pr</u> ank. I am happy if I <u>pr</u> ank a bully. I am <u>pr</u> oud. I am <u>pr</u> oud if I <u>pr</u> ank. I am <u>pr</u> oud if I <u>pr</u> ank a bully. I am happy and <u>pr</u> oud if I <u>pr</u> ank a bully. I am happy and <u>pr</u> oud because then the bully will cry. I am going to <u>pr</u> ank. I am going to <u>pr</u> ank a bully. I am going to <u>pr</u> ank a bully and I will be <u>pr</u> oud.				





TUESDAY

	WRITE	Copy the  and  words from Monday into your exercise books.				
---	-------	--	--	--	--	--



WEDNESDAY

	LOOK & SAY	happy	will	small	because	going
	SOUND OUT	pry	pried	proud	prop	
		prank	proof	prick	prod	
	★	I will <u>pr</u> ick and <u>pr</u> od the guy.				
	READ	I will be happy. I will be happy at night. Will you be happy? Will you be happy at night? I will not cry. I will not cry at night. My mom will be <u>pr</u> oud. She will be <u>pr</u> oud of me! She will be <u>pr</u> oud of me if I do not cry. She will be <u>pr</u> oud of me if I do not cry at night.				

# THURSDAY





	LOOK & SAY	happy	will	small	because	going	
 	READ					<p>Zodwa will be happy. She will be happy because she is going to run. She will be happy because she is going to try her best. Zodwa will be <u>proud</u>. Zodwa will be <u>proud</u> because she is going to try her best. Zodwa will be <u>proud</u>. Zodwa will be <u>proud</u> because she will win. Zodwa will not cry because she will try her best to be <u>proud</u>.</p>	

# FRIDAY




	LOOK & SAY	happy	will	small	because	going
	READ & ANSWER	<ol style="list-style-type: none"> <li>1. Who will be happy? _____ will be happy.</li> <li>2. Why will Zodwa be happy? She will be happy because _____.</li> <li>3. Who will be proud? _____ will be proud.</li> <li>4. Why will Zodwa be proud? She will be proud because _____.</li> <li>5. Will Zodwa cry? Yes / No, Zodwa will / will not cry.</li> </ol>				







MONDAY

	LOOK & SAY	happy	will	small	because	going
	SOUND OUT	pry	pried	proud	prop	
		prank	proof	prick	prod	
	★	I am <u>pr</u> oud to <u>pr</u> od and <u>pr</u> y.				
	READ	I am happy. I am happy if I <u>pr</u> ank. I am happy if I <u>pr</u> ank a bully. I am <u>pr</u> oud. I am <u>pr</u> oud if I <u>pr</u> ank. I am <u>pr</u> oud if I <u>pr</u> ank a bully. I am happy and <u>pr</u> oud if I <u>pr</u> ank a bully. I am happy and <u>pr</u> oud because then the bully will cry. I am going to <u>pr</u> ank. I am going to <u>pr</u> ank a bully. I am going to <u>pr</u> ank a bully and I will be <u>pr</u> oud.				





TUESDAY

	WRITE	Copy the  and  words from Monday into your exercise books.				
---	-------	--	--	--	--	--



WEDNESDAY

	LOOK & SAY	happy	will	small	because	going
	SOUND OUT	pry	pried	proud	prop	
		prank	proof	prick	prod	
	★	I will <u>pr</u> ick and <u>pr</u> od the guy.				
	READ	I will be happy. I will be happy at night. Will you be happy? Will you be happy at night? I will not cry. I will not cry at night. My mom will be <u>pr</u> oud. She will be <u>pr</u> oud of me! She will be <u>pr</u> oud of me if I do not cry. She will be <u>pr</u> oud of me if I do not cry at night.				





# THURSDAY

	LOOK & SAY	happy	will	small	because	going	
 	READ					<p>Zodwa will be happy. She will be happy because she is going to run. She will be happy because she is going to try her best. Zodwa will be <u>proud</u>. Zodwa will be <u>proud</u> because she is going to try her best. Zodwa will be <u>proud</u>. Zodwa will be <u>proud</u> because she will win. Zodwa will not cry because she will try her best to be <u>proud</u>.</p>	




# FRIDAY

	LOOK & SAY	happy	will	small	because	going	
	READ & ANSWER	<ol style="list-style-type: none"> <li>1. Who will be happy? _____ will be happy.</li> <li>2. Why will Zodwa be happy? She will be happy because _____.</li> <li>3. Who will be proud? _____ will be proud.</li> <li>4. Why will Zodwa be proud? She will be proud because _____.</li> <li>5. Will Zodwa cry? Yes / No, Zodwa will / will not cry.</li> </ol>					





MONDAY

	LOOK & SAY	happy	will	small	because	going
	SOUND OUT	pry	pried	proud	prop	
		prank	proof	prick	prod	
	★	I am <u>pr</u> oud to <u>pr</u> od and <u>pr</u> y.				
	READ	I am happy. I am happy if I <u>pr</u> ank. I am happy if I <u>pr</u> ank a bully. I am <u>pr</u> oud. I am <u>pr</u> oud if I <u>pr</u> ank. I am <u>pr</u> oud if I <u>pr</u> ank a bully. I am happy and <u>pr</u> oud if I <u>pr</u> ank a bully. I am happy and <u>pr</u> oud because then the bully will cry. I am going to <u>pr</u> ank. I am going to <u>pr</u> ank a bully. I am going to <u>pr</u> ank a bully and I will be <u>pr</u> oud.				





TUESDAY

	WRITE	Copy the  and  words from Monday into your exercise books.				
---	-------	--	--	--	--	--



WEDNESDAY

	LOOK & SAY	happy	will	small	because	going
	SOUND OUT	pry	pried	proud	prop	
		prank	proof	prick	prod	
	★	I will <u>pr</u> ick and <u>pr</u> od the guy.				
	READ	I will be happy. I will be happy at night. Will you be happy? Will you be happy at night? I will not cry. I will not cry at night. My mom will be <u>pr</u> oud. She will be <u>pr</u> oud of me! She will be <u>pr</u> oud of me if I do not cry. She will be <u>pr</u> oud of me if I do not cry at night.				





# THURSDAY

	LOOK & SAY	happy	will	small	because	going	
 	READ					<p>Zodwa will be happy. She will be happy because she is going to run. She will be happy because she is going to try her best. Zodwa will be <u>proud</u>. Zodwa will be <u>proud</u> because she is going to try her best. Zodwa will be <u>proud</u>. Zodwa will be <u>proud</u> because she will win. Zodwa will not cry because she will try her best to be <u>proud</u>.</p>	




# FRIDAY

	LOOK & SAY	happy	will	small	because	going	
	READ & ANSWER	<ol style="list-style-type: none"> <li>1. Who will be happy? _____ will be happy.</li> <li>2. Why will Zodwa be happy? She will be happy because _____.</li> <li>3. Who will be proud? _____ will be proud.</li> <li>4. Why will Zodwa be proud? She will be proud because _____.</li> <li>5. Will Zodwa cry? Yes / No, Zodwa will / will not cry.</li> </ol>					





MONDAY

	LOOK & SAY	happy	will	small	because	going
	SOUND OUT	pry	pried	proud	prop	
		prank	proof	prick	prod	
	★	I am <u>pr</u> oud to <u>pr</u> od and <u>pr</u> y.				
	READ	I am happy. I am happy if I <u>pr</u> ank. I am happy if I <u>pr</u> ank a bully. I am <u>pr</u> oud. I am <u>pr</u> oud if I <u>pr</u> ank. I am <u>pr</u> oud if I <u>pr</u> ank a bully. I am happy and <u>pr</u> oud if I <u>pr</u> ank a bully. I am happy and <u>pr</u> oud because then the bully will cry. I am going to <u>pr</u> ank. I am going to <u>pr</u> ank a bully. I am going to <u>pr</u> ank a bully and I will be <u>pr</u> oud.				





TUESDAY

	WRITE	Copy the  and  words from Monday into your exercise books.				
---	-------	--	--	--	--	--



WEDNESDAY

	LOOK & SAY	happy	will	small	because	going
	SOUND OUT	pry	pried	proud	prop	
		prank	proof	prick	prod	
	★	I will <u>pr</u> ick and <u>pr</u> od the guy.				
	READ	I will be happy. I will be happy at night. Will you be happy? Will you be happy at night? I will not cry. I will not cry at night. My mom will be <u>pr</u> oud. She will be <u>pr</u> oud of me! She will be <u>pr</u> oud of me if I do not cry. She will be <u>pr</u> oud of me if I do not cry at night.				





# THURSDAY

	LOOK & SAY	happy	will	small	because	going
 	READ					<p>Zodwa will be happy. She will be happy because she is going to run. She will be happy because she is going to try her best. Zodwa will be <u>proud</u>. Zodwa will be <u>proud</u> because she is going to try her best. Zodwa will be <u>proud</u>. Zodwa will be <u>proud</u> because she will win. Zodwa will not cry because she will try her best to be <u>proud</u>.</p>




# FRIDAY

	LOOK & SAY	happy	will	small	because	going
	READ & ANSWER	<ol style="list-style-type: none"> <li>1. Who will be happy? _____ will be happy.</li> <li>2. Why will Zodwa be happy? She will be happy because _____.</li> <li>3. Who will be proud? _____ will be proud.</li> <li>4. Why will Zodwa be proud? She will be proud because _____.</li> <li>5. Will Zodwa cry? Yes / No, Zodwa will / will not cry.</li> </ol>				





MONDAY

	LOOK & SAY	happy	will	small	because	going
	SOUND OUT	pry	pried	proud	prop	
		prank	proof	prick	prod	
	★	I am <u>pr</u> oud to <u>pr</u> od and <u>pr</u> y.				
	READ	I am happy. I am happy if I <u>pr</u> ank. I am happy if I <u>pr</u> ank a bully. I am <u>pr</u> oud. I am <u>pr</u> oud if I <u>pr</u> ank. I am <u>pr</u> oud if I <u>pr</u> ank a bully. I am happy and <u>pr</u> oud if I <u>pr</u> ank a bully. I am happy and <u>pr</u> oud because then the bully will cry. I am going to <u>pr</u> ank. I am going to <u>pr</u> ank a bully. I am going to <u>pr</u> ank a bully and I will be <u>pr</u> oud.				





TUESDAY

	WRITE	Copy the  and  words from Monday into your exercise books.				
---	-------	--	--	--	--	--



WEDNESDAY

	LOOK & SAY	happy	will	small	because	going
	SOUND OUT	pry	pried	proud	prop	
		prank	proof	prick	prod	
	★	I will <u>pr</u> ick and <u>pr</u> od the guy.				
	READ	I will be happy. I will be happy at night. Will you be happy? Will you be happy at night? I will not cry. I will not cry at night. My mom will be <u>pr</u> oud. She will be <u>pr</u> oud of me! She will be <u>pr</u> oud of me if I do not cry. She will be <u>pr</u> oud of me if I do not cry at night.				

# THURSDAY





	LOOK & SAY	happy	will	small	because	going	
 	READ					<p>Zodwa will be happy. She will be happy because she is going to run. She will be happy because she is going to try her best. Zodwa will be <u>proud</u>. Zodwa will be <u>proud</u> because she is going to try her best. Zodwa will be <u>proud</u>. Zodwa will be <u>proud</u> because she will win. Zodwa will not cry because she will try her best to be <u>proud</u>.</p>	

# FRIDAY




	LOOK & SAY	happy	will	small	because	going
	READ & ANSWER	<ol style="list-style-type: none"> <li>1. Who will be happy? _____ will be happy.</li> <li>2. Why will Zodwa be happy? She will be happy because _____.</li> <li>3. Who will be proud? _____ will be proud.</li> <li>4. Why will Zodwa be proud? She will be proud because _____.</li> <li>5. Will Zodwa cry? Yes / No, Zodwa will / will not cry.</li> </ol>				







MONDAY

	LOOK & SAY	happy	will	small	because	going
	SOUND OUT	pry	pried	proud	prop	
		prank	proof	prick	prod	
	★	I am <u>pr</u> oud to <u>pr</u> od and <u>pr</u> y.				
	READ	I am happy. I am happy if I <u>pr</u> ank. I am happy if I <u>pr</u> ank a bully. I am <u>pr</u> oud. I am <u>pr</u> oud if I <u>pr</u> ank. I am <u>pr</u> oud if I <u>pr</u> ank a bully. I am happy and <u>pr</u> oud if I <u>pr</u> ank a bully. I am happy and <u>pr</u> oud because then the bully will cry. I am going to <u>pr</u> ank. I am going to <u>pr</u> ank a bully. I am going to <u>pr</u> ank a bully and I will be <u>pr</u> oud.				





TUESDAY

	WRITE	Copy the  and  words from Monday into your exercise books.				
---	-------	--	--	--	--	--



WEDNESDAY

	LOOK & SAY	happy	will	small	because	going
	SOUND OUT	pry	pried	proud	prop	
		prank	proof	prick	prod	
	★	I will <u>pr</u> ick and <u>pr</u> od the guy.				
	READ	I will be happy. I will be happy at night. Will you be happy? Will you be happy at night? I will not cry. I will not cry at night. My mom will be <u>pr</u> oud. She will be <u>pr</u> oud of me! She will be <u>pr</u> oud of me if I do not cry. She will be <u>pr</u> oud of me if I do not cry at night.				





# THURSDAY

	LOOK & SAY	happy	will	small	because	going	
 	READ					<p>Zodwa will be happy. She will be happy because she is going to run. She will be happy because she is going to try her best. Zodwa will be <u>proud</u>. Zodwa will be <u>proud</u> because she is going to try her best. Zodwa will be <u>proud</u>. Zodwa will be <u>proud</u> because she will win. Zodwa will not cry because she will try her best to be <u>proud</u>.</p>	




# FRIDAY

	LOOK & SAY	happy	will	small	because	going
	READ & ANSWER	<ol style="list-style-type: none"> <li>1. Who will be happy? _____ will be happy.</li> <li>2. Why will Zodwa be happy? She will be happy because _____.</li> <li>3. Who will be proud? _____ will be proud.</li> <li>4. Why will Zodwa be proud? She will be proud because _____.</li> <li>5. Will Zodwa cry? Yes / No, Zodwa will / will not cry.</li> </ol>				





MONDAY

	LOOK & SAY	children	look	who	lots	came
	SOUND OUT	thatch	catch	patch	match	
		sketch	fetch	witch	stitch	
	★	I will <u>fetch</u> the <u>sketch</u> from the <u>witch</u> .				
	READ	Look at the <u>witch</u> . Look at the <u>witch</u> by the <u>thatch</u> . Look at the <u>witch</u> by the <u>thatch</u> with the <u>match</u> . Can I <u>catch</u> the <u>witch</u> ? Can I <u>catch</u> the <u>witch</u> by the <u>thatch</u> ? Can I <u>catch</u> the <u>witch</u> by the <u>thatch</u> with the <u>match</u> ? Who can <u>catch</u> the <u>witch</u> ? Who can <u>catch</u> the <u>witch</u> by the <u>thatch</u> with the <u>match</u> ?				





TUESDAY

	WRITE	Copy the  and  words from Monday into your exercise books.				
---	-------	--	--	--	--	--



WEDNESDAY

	LOOK & SAY	children	look	who	lots	came
	SOUND OUT	thatch	catch	patch	match	
		sketch	fetch	witch	stitch	
	★	I will <u>catch</u> the <u>match</u> in the <u>patch</u> .				
	READ	I will <u>sketch</u> . I will <u>sketch</u> a <u>witch</u> . I will <u>sketch</u> a <u>witch</u> with a <u>patch</u> . I will <u>sketch</u> the <u>witch</u> with a <u>patch</u> and I will be proud. I have made my <u>sketch</u> . I have made my <u>sketch</u> of the <u>witch</u> . I have made my <u>sketch</u> of the <u>witch</u> with a <u>patch</u> . I am proud. The children came. The children came to look.				





# THURSDAY

	LOOK & SAY	children	look	who	lots	came
	READ	<p>I can see lots of children. The children have shoes. The children are happy. I can see Zodwa. Zodwa has no shoes. Zodwa is sad. Zodwa will run with no shoes. Will Zodwa win? Will Zodwa win with no shoes? Zodwa gets shoes. Zodwa is happy. Zodwa runs. Zodwa wins! Zodwa wins and she is proud.</p> <div style="display: flex; justify-content: space-around; align-items: center;">  <div style="text-align: center;">  <p>shoes</p> </div> </div>				




# FRIDAY

	LOOK & SAY	children	look	who	lots	came
	READ & ANSWER	<ol style="list-style-type: none"> <li>1. Who has shoes? The _____ have shoes.</li> <li>2. Who has no shoes? _____ has no shoes.</li> <li>3. Who gets shoes? _____ gets shoes.</li> <li>4. Who wins? _____ wins.</li> <li>5. How does Zodwa feel when she wins? Zodwa feels _____.</li> </ol>				





MONDAY

	LOOK & SAY	children	look	who	lots	came
	SOUND OUT	thatch	catch	patch	match	
		sketch	fetch	witch	stitch	
	★	I will <u>fetch</u> the <u>sketch</u> from the <u>witch</u> .				
	READ	Look at the <u>witch</u> . Look at the <u>witch</u> by the <u>thatch</u> . Look at the <u>witch</u> by the <u>thatch</u> with the <u>match</u> . Can I <u>catch</u> the <u>witch</u> ? Can I <u>catch</u> the <u>witch</u> by the <u>thatch</u> ? Can I <u>catch</u> the <u>witch</u> by the <u>thatch</u> with the <u>match</u> ? Who can <u>catch</u> the <u>witch</u> ? Who can <u>catch</u> the <u>witch</u> by the <u>thatch</u> with the <u>match</u> ?				





TUESDAY

	WRITE	Copy the  and  words from Monday into your exercise books.				
---	-------	--	--	--	--	--



WEDNESDAY

	LOOK & SAY	children	look	who	lots	came
	SOUND OUT	thatch	catch	patch	match	
		sketch	fetch	witch	stitch	
	★	I will <u>catch</u> the <u>match</u> in the <u>patch</u> .				
	READ	I will <u>sketch</u> . I will <u>sketch</u> a <u>witch</u> . I will <u>sketch</u> a <u>witch</u> with a <u>patch</u> . I will <u>sketch</u> the <u>witch</u> with a <u>patch</u> and I will be proud. I have made my <u>sketch</u> . I have made my <u>sketch</u> of the <u>witch</u> . I have made my <u>sketch</u> of the <u>witch</u> with a <u>patch</u> . I am proud. The children came. The children came to look.				





# THURSDAY

	LOOK & SAY	children	look	who	lots	came
	READ	<p>I can see lots of children. The children have shoes. The children are happy. I can see Zodwa. Zodwa has no shoes. Zodwa is sad. Zodwa will run with no shoes. Will Zodwa win? Will Zodwa win with no shoes? Zodwa gets shoes. Zodwa is happy. Zodwa runs. Zodwa wins! Zodwa wins and she is proud.</p> <div style="display: flex; justify-content: space-around; align-items: center;">  <div style="text-align: center;">  <p>shoes</p> </div> </div>				




# FRIDAY

	LOOK & SAY	children	look	who	lots	came
	READ & ANSWER	<ol style="list-style-type: none"> <li>1. Who has shoes? The _____ have shoes.</li> <li>2. Who has no shoes? _____ has no shoes.</li> <li>3. Who gets shoes? _____ gets shoes.</li> <li>4. Who wins? _____ wins.</li> <li>5. How does Zodwa feel when she wins? Zodwa feels _____.</li> </ol>				





MONDAY

	LOOK & SAY	children	look	who	lots	came
	SOUND OUT	thatch	catch	patch	match	
		sketch	fetch	witch	stitch	
	★	I will <u>fetch</u> the <u>sketch</u> from the <u>witch</u> .				
	READ	Look at the <u>witch</u> . Look at the <u>witch</u> by the <u>thatch</u> . Look at the <u>witch</u> by the <u>thatch</u> with the <u>match</u> . Can I <u>catch</u> the <u>witch</u> ? Can I <u>catch</u> the <u>witch</u> by the <u>thatch</u> ? Can I <u>catch</u> the <u>witch</u> by the <u>thatch</u> with the <u>match</u> ? Who can <u>catch</u> the <u>witch</u> ? Who can <u>catch</u> the <u>witch</u> by the <u>thatch</u> with the <u>match</u> ?				





TUESDAY

	WRITE	Copy the  and  words from Monday into your exercise books.				
---	-------	--	--	--	--	--



WEDNESDAY

	LOOK & SAY	children	look	who	lots	came
	SOUND OUT	thatch	catch	patch	match	
		sketch	fetch	witch	stitch	
	★	I will <u>catch</u> the <u>match</u> in the <u>patch</u> .				
	READ	I will <u>sketch</u> . I will <u>sketch</u> a <u>witch</u> . I will <u>sketch</u> a <u>witch</u> with a <u>patch</u> . I will <u>sketch</u> the <u>witch</u> with a <u>patch</u> and I will be proud. I have made my <u>sketch</u> . I have made my <u>sketch</u> of the <u>witch</u> . I have made my <u>sketch</u> of the <u>witch</u> with a <u>patch</u> . I am proud. The children came. The children came to look.				

# THURSDAY





	LOOK & SAY	children	look	who	lots	came
	READ	<p>I can see lots of children. The children have shoes. The children are happy. I can see Zodwa. Zodwa has no shoes. Zodwa is sad. Zodwa will run with no shoes. Will Zodwa win? Will Zodwa win with no shoes? Zodwa gets shoes. Zodwa is happy. Zodwa runs. Zodwa wins! Zodwa wins and she is proud.</p> <div style="display: flex; justify-content: space-around; align-items: center;">  <div style="text-align: center;">  <p>shoes</p> </div> </div>				

# FRIDAY




	LOOK & SAY	children	look	who	lots	came
	READ & ANSWER	<ol style="list-style-type: none"> <li>1. Who has shoes? The _____ have shoes.</li> <li>2. Who has no shoes? _____ has no shoes.</li> <li>3. Who gets shoes? _____ gets shoes.</li> <li>4. Who wins? _____ wins.</li> <li>5. How does Zodwa feel when she wins? Zodwa feels _____.</li> </ol>				







MONDAY

	LOOK & SAY	children	look	who	lots	came
	SOUND OUT	thatch	catch	patch	match	
		sketch	fetch	witch	stitch	
	★	I will <u>fetch</u> the <u>sketch</u> from the <u>witch</u> .				
	READ	Look at the <u>witch</u> . Look at the <u>witch</u> by the <u>thatch</u> . Look at the <u>witch</u> by the <u>thatch</u> with the <u>match</u> . Can I <u>catch</u> the <u>witch</u> ? Can I <u>catch</u> the <u>witch</u> by the <u>thatch</u> ? Can I <u>catch</u> the <u>witch</u> by the <u>thatch</u> with the <u>match</u> ? Who can <u>catch</u> the <u>witch</u> ? Who can <u>catch</u> the <u>witch</u> by the <u>thatch</u> with the <u>match</u> ?				





TUESDAY

	WRITE	Copy the  and  words from Monday into your exercise books.				
---	-------	--	--	--	--	--



WEDNESDAY

	LOOK & SAY	children	look	who	lots	came
	SOUND OUT	thatch	catch	patch	match	
		sketch	fetch	witch	stitch	
	★	I will <u>catch</u> the <u>match</u> in the <u>patch</u> .				
	READ	I will <u>sketch</u> . I will <u>sketch</u> a <u>witch</u> . I will <u>sketch</u> a <u>witch</u> with a <u>patch</u> . I will <u>sketch</u> the <u>witch</u> with a <u>patch</u> and I will be proud. I have made my <u>sketch</u> . I have made my <u>sketch</u> of the <u>witch</u> . I have made my <u>sketch</u> of the <u>witch</u> with a <u>patch</u> . I am proud. The children came. The children came to look.				





# THURSDAY

	LOOK & SAY	children	look	who	lots	came
	READ	<p>                     I can see lots of children. The children have shoes. The children are happy. I can see Zodwa. Zodwa has no shoes. Zodwa is sad. Zodwa will run with no shoes. Will Zodwa win? Will Zodwa win with no shoes? Zodwa gets shoes. Zodwa is happy. Zodwa runs. Zodwa wins! Zodwa wins and she is proud.                 </p> <div style="display: flex; justify-content: space-around; align-items: center;">  <div style="text-align: center;">  <p>shoes</p> </div> </div>				




# FRIDAY

	LOOK & SAY	children	look	who	lots	came
	READ & ANSWER	<ol style="list-style-type: none"> <li>1. Who has shoes? The _____ have shoes.</li> <li>2. Who has no shoes? _____ has no shoes.</li> <li>3. Who gets shoes? _____ gets shoes.</li> <li>4. Who wins? _____ wins.</li> <li>5. How does Zodwa feel when she wins? Zodwa feels _____.</li> </ol>				





MONDAY

	LOOK & SAY	children	look	who	lots	came
	SOUND OUT	thatch	catch	patch	match	
		sketch	fetch	witch	stitch	
	★	I will <u>fetch</u> the <u>sketch</u> from the <u>witch</u> .				
	READ	Look at the <u>witch</u> . Look at the <u>witch</u> by the <u>thatch</u> . Look at the <u>witch</u> by the <u>thatch</u> with the <u>match</u> . Can I <u>catch</u> the <u>witch</u> ? Can I <u>catch</u> the <u>witch</u> by the <u>thatch</u> ? Can I <u>catch</u> the <u>witch</u> by the <u>thatch</u> with the <u>match</u> ? Who can <u>catch</u> the <u>witch</u> ? Who can <u>catch</u> the <u>witch</u> by the <u>thatch</u> with the <u>match</u> ?				





TUESDAY

	WRITE	Copy the  and  words from Monday into your exercise books.				
---	-------	--	--	--	--	--



WEDNESDAY

	LOOK & SAY	children	look	who	lots	came
	SOUND OUT	thatch	catch	patch	match	
		sketch	fetch	witch	stitch	
	★	I will <u>catch</u> the <u>match</u> in the <u>patch</u> .				
	READ	I will <u>sketch</u> . I will <u>sketch</u> a <u>witch</u> . I will <u>sketch</u> a <u>witch</u> with a <u>patch</u> . I will <u>sketch</u> the <u>witch</u> with a <u>patch</u> and I will be proud. I have made my <u>sketch</u> . I have made my <u>sketch</u> of the <u>witch</u> . I have made my <u>sketch</u> of the <u>witch</u> with a <u>patch</u> . I am proud. The children came. The children came to look.				





# THURSDAY

	LOOK & SAY	children	look	who	lots	came
	READ	<p>I can see lots of children. The children have shoes. The children are happy. I can see Zodwa. Zodwa has no shoes. Zodwa is sad. Zodwa will run with no shoes. Will Zodwa win? Will Zodwa win with no shoes? Zodwa gets shoes. Zodwa is happy. Zodwa runs. Zodwa wins! Zodwa wins and she is proud.</p> <div style="display: flex; justify-content: space-around; align-items: center;">  <div style="text-align: center;">  <p>shoes</p> </div> </div>				




# FRIDAY

	LOOK & SAY	children	look	who	lots	came
	READ & ANSWER	<ol style="list-style-type: none"> <li>1. Who has shoes? The _____ have shoes.</li> <li>2. Who has no shoes? _____ has no shoes.</li> <li>3. Who gets shoes? _____ gets shoes.</li> <li>4. Who wins? _____ wins.</li> <li>5. How does Zodwa feel when she wins? Zodwa feels _____.</li> </ol>				





MONDAY

	LOOK & SAY	children	look	who	lots	came
	SOUND OUT	thatch	catch	patch	match	
		sketch	fetch	witch	stitch	
	★	I will <u>fetch</u> the <u>sketch</u> from the <u>witch</u> .				
	READ	Look at the <u>witch</u> . Look at the <u>witch</u> by the <u>thatch</u> . Look at the <u>witch</u> by the <u>thatch</u> with the <u>match</u> . Can I <u>catch</u> the <u>witch</u> ? Can I <u>catch</u> the <u>witch</u> by the <u>thatch</u> ? Can I <u>catch</u> the <u>witch</u> by the <u>thatch</u> with the <u>match</u> ? Who can <u>catch</u> the <u>witch</u> ? Who can <u>catch</u> the <u>witch</u> by the <u>thatch</u> with the <u>match</u> ?				





TUESDAY

	WRITE	Copy the  and  words from Monday into your exercise books.				
---	-------	--	--	--	--	--



WEDNESDAY

	LOOK & SAY	children	look	who	lots	came
	SOUND OUT	thatch	catch	patch	match	
		sketch	fetch	witch	stitch	
	★	I will <u>catch</u> the <u>match</u> in the <u>patch</u> .				
	READ	I will <u>sketch</u> . I will <u>sketch</u> a <u>witch</u> . I will <u>sketch</u> a <u>witch</u> with a <u>patch</u> . I will <u>sketch</u> the <u>witch</u> with a <u>patch</u> and I will be proud. I have made my <u>sketch</u> . I have made my <u>sketch</u> of the <u>witch</u> . I have made my <u>sketch</u> of the <u>witch</u> with a <u>patch</u> . I am proud. The children came. The children came to look.				





# THURSDAY

	LOOK & SAY	children	look	who	lots	came
	READ	<p>I can see lots of children. The children have shoes. The children are happy. I can see Zodwa. Zodwa has no shoes. Zodwa is sad. Zodwa will run with no shoes. Will Zodwa win? Will Zodwa win with no shoes? Zodwa gets shoes. Zodwa is happy. Zodwa runs. Zodwa wins! Zodwa wins and she is proud.</p> <div style="display: flex; justify-content: space-around; align-items: center;">  <div style="text-align: center;">  <p>shoes</p> </div> </div>				




# FRIDAY

	LOOK & SAY	children	look	who	lots	came
	READ & ANSWER	<ol style="list-style-type: none"> <li>1. Who has shoes? The _____ have shoes.</li> <li>2. Who has no shoes? _____ has no shoes.</li> <li>3. Who gets shoes? _____ gets shoes.</li> <li>4. Who wins? _____ wins.</li> <li>5. How does Zodwa feel when she wins? Zodwa feels _____.</li> </ol>				





MONDAY

	LOOK & SAY	children	look	who	lots	came
	SOUND OUT	thatch	catch	patch	match	
		sketch	fetch	witch	stitch	
	★	I will <u>fetch</u> the <u>sketch</u> from the <u>witch</u> .				
	READ	Look at the <u>witch</u> . Look at the <u>witch</u> by the <u>thatch</u> . Look at the <u>witch</u> by the <u>thatch</u> with the <u>match</u> . Can I <u>catch</u> the <u>witch</u> ? Can I <u>catch</u> the <u>witch</u> by the <u>thatch</u> ? Can I <u>catch</u> the <u>witch</u> by the <u>thatch</u> with the <u>match</u> ? Who can <u>catch</u> the <u>witch</u> ? Who can <u>catch</u> the <u>witch</u> by the <u>thatch</u> with the <u>match</u> ?				





TUESDAY

	WRITE	Copy the  and  words from Monday into your exercise books.				
---	-------	--	--	--	--	--



WEDNESDAY

	LOOK & SAY	children	look	who	lots	came
	SOUND OUT	thatch	catch	patch	match	
		sketch	fetch	witch	stitch	
	★	I will <u>catch</u> the <u>match</u> in the <u>patch</u> .				
	READ	I will <u>sketch</u> . I will <u>sketch</u> a <u>witch</u> . I will <u>sketch</u> a <u>witch</u> with a <u>patch</u> . I will <u>sketch</u> the <u>witch</u> with a <u>patch</u> and I will be proud. I have made my <u>sketch</u> . I have made my <u>sketch</u> of the <u>witch</u> . I have made my <u>sketch</u> of the <u>witch</u> with a <u>patch</u> . I am proud. The children came. The children came to look.				

# THURSDAY





	LOOK & SAY	children	look	who	lots	came
	READ	<p>I can see lots of children. The children have shoes. The children are happy. I can see Zodwa. Zodwa has no shoes. Zodwa is sad. Zodwa will run with no shoes. Will Zodwa win? Will Zodwa win with no shoes? Zodwa gets shoes. Zodwa is happy. Zodwa runs. Zodwa wins! Zodwa wins and she is proud.</p> <div style="display: flex; justify-content: space-around; align-items: center;">  <div style="text-align: center;">  <p>shoes</p> </div> </div>				

# FRIDAY




	LOOK & SAY	children	look	who	lots	came
	READ & ANSWER	<ol style="list-style-type: none"> <li>1. Who has shoes? The _____ have shoes.</li> <li>2. Who has no shoes? _____ has no shoes.</li> <li>3. Who gets shoes? _____ gets shoes.</li> <li>4. Who wins? _____ wins.</li> <li>5. How does Zodwa feel when she wins? Zodwa feels _____.</li> </ol>				







MONDAY

	LOOK & SAY	children	look	who	lots	came
	SOUND OUT	thatch	catch	patch	match	
		sketch	fetch	witch	stitch	
	★	I will <u>fetch</u> the <u>sketch</u> from the <u>witch</u> .				
	READ	Look at the <u>witch</u> . Look at the <u>witch</u> by the <u>thatch</u> . Look at the <u>witch</u> by the <u>thatch</u> with the <u>match</u> . Can I <u>catch</u> the <u>witch</u> ? Can I <u>catch</u> the <u>witch</u> by the <u>thatch</u> ? Can I <u>catch</u> the <u>witch</u> by the <u>thatch</u> with the <u>match</u> ? Who can <u>catch</u> the <u>witch</u> ? Who can <u>catch</u> the <u>witch</u> by the <u>thatch</u> with the <u>match</u> ?				





TUESDAY

	WRITE	Copy the  and  words from Monday into your exercise books.				
---	-------	--	--	--	--	--



WEDNESDAY

	LOOK & SAY	children	look	who	lots	came
	SOUND OUT	thatch	catch	patch	match	
		sketch	fetch	witch	stitch	
	★	I will <u>catch</u> the <u>match</u> in the <u>patch</u> .				
	READ	I will <u>sketch</u> . I will <u>sketch</u> a <u>witch</u> . I will <u>sketch</u> a <u>witch</u> with a <u>patch</u> . I will <u>sketch</u> the <u>witch</u> with a <u>patch</u> and I will be proud. I have made my <u>sketch</u> . I have made my <u>sketch</u> of the <u>witch</u> . I have made my <u>sketch</u> of the <u>witch</u> with a <u>patch</u> . I am proud. The children came. The children came to look.				





# THURSDAY

	LOOK & SAY	children	look	who	lots	came
	READ	<p>I can see lots of children. The children have shoes. The children are happy. I can see Zodwa. Zodwa has no shoes. Zodwa is sad. Zodwa will run with no shoes. Will Zodwa win? Will Zodwa win with no shoes? Zodwa gets shoes. Zodwa is happy. Zodwa runs. Zodwa wins! Zodwa wins and she is proud.</p> <div style="display: flex; justify-content: space-around; align-items: center;">  <div style="text-align: center;">  <p>shoes</p> </div> </div>				




# FRIDAY

	LOOK & SAY	children	look	who	lots	came
	READ & ANSWER	<ol style="list-style-type: none"> <li>1. Who has shoes? The _____ have shoes.</li> <li>2. Who has no shoes? _____ has no shoes.</li> <li>3. Who gets shoes? _____ gets shoes.</li> <li>4. Who wins? _____ wins.</li> <li>5. How does Zodwa feel when she wins? Zodwa feels _____.</li> </ol>				





MONDAY

	LOOK & SAY	children	look	who	lots	came
	SOUND OUT	thatch	catch	patch	match	
		sketch	fetch	witch	stitch	
	★	I will <u>fetch</u> the <u>sketch</u> from the <u>witch</u> .				
	READ	Look at the <u>witch</u> . Look at the <u>witch</u> by the <u>thatch</u> . Look at the <u>witch</u> by the <u>thatch</u> with the <u>match</u> . Can I <u>catch</u> the <u>witch</u> ? Can I <u>catch</u> the <u>witch</u> by the <u>thatch</u> ? Can I <u>catch</u> the <u>witch</u> by the <u>thatch</u> with the <u>match</u> ? Who can <u>catch</u> the <u>witch</u> ? Who can <u>catch</u> the <u>witch</u> by the <u>thatch</u> with the <u>match</u> ?				





TUESDAY

	WRITE	Copy the  and  words from Monday into your exercise books.				
---	-------	--	--	--	--	--



WEDNESDAY

	LOOK & SAY	children	look	who	lots	came
	SOUND OUT	thatch	catch	patch	match	
		sketch	fetch	witch	stitch	
	★	I will <u>catch</u> the <u>match</u> in the <u>patch</u> .				
	READ	I will <u>sketch</u> . I will <u>sketch</u> a <u>witch</u> . I will <u>sketch</u> a <u>witch</u> with a <u>patch</u> . I will <u>sketch</u> the <u>witch</u> with a <u>patch</u> and I will be proud. I have made my <u>sketch</u> . I have made my <u>sketch</u> of the <u>witch</u> . I have made my <u>sketch</u> of the <u>witch</u> with a <u>patch</u> . I am proud. The children came. The children came to look.				





# THURSDAY

	LOOK & SAY	children	look	who	lots	came
	READ	<p>I can see lots of children. The children have shoes. The children are happy. I can see Zodwa. Zodwa has no shoes. Zodwa is sad. Zodwa will run with no shoes. Will Zodwa win? Will Zodwa win with no shoes? Zodwa gets shoes. Zodwa is happy. Zodwa runs. Zodwa wins! Zodwa wins and she is proud.</p> <div style="display: flex; justify-content: space-around; align-items: center;">  <div style="text-align: center;">  <p>shoes</p> </div> </div>				




# FRIDAY

	LOOK & SAY	children	look	who	lots	came
	READ & ANSWER	<ol style="list-style-type: none"> <li>1. Who has shoes? The _____ have shoes.</li> <li>2. Who has no shoes? _____ has no shoes.</li> <li>3. Who gets shoes? _____ gets shoes.</li> <li>4. Who wins? _____ wins.</li> <li>5. How does Zodwa feel when she wins? Zodwa feels _____.</li> </ol>				





MONDAY

	LOOK & SAY	children	look	who	lots	came
	SOUND OUT	thatch	catch	patch	match	
		sketch	fetch	witch	stitch	
	★	I will <u>fetch</u> the <u>sketch</u> from the <u>witch</u> .				
	READ	Look at the <u>witch</u> . Look at the <u>witch</u> by the <u>thatch</u> . Look at the <u>witch</u> by the <u>thatch</u> with the <u>match</u> . Can I <u>catch</u> the <u>witch</u> ? Can I <u>catch</u> the <u>witch</u> by the <u>thatch</u> ? Can I <u>catch</u> the <u>witch</u> by the <u>thatch</u> with the <u>match</u> ? Who can <u>catch</u> the <u>witch</u> ? Who can <u>catch</u> the <u>witch</u> by the <u>thatch</u> with the <u>match</u> ?				





TUESDAY

	WRITE	Copy the  and  words from Monday into your exercise books.				
---	-------	--	--	--	--	--



WEDNESDAY

	LOOK & SAY	children	look	who	lots	came
	SOUND OUT	thatch	catch	patch	match	
		sketch	fetch	witch	stitch	
	★	I will <u>catch</u> the <u>match</u> in the <u>patch</u> .				
	READ	I will <u>sketch</u> . I will <u>sketch</u> a <u>witch</u> . I will <u>sketch</u> a <u>witch</u> with a <u>patch</u> . I will <u>sketch</u> the <u>witch</u> with a <u>patch</u> and I will be proud. I have made my <u>sketch</u> . I have made my <u>sketch</u> of the <u>witch</u> . I have made my <u>sketch</u> of the <u>witch</u> with a <u>patch</u> . I am proud. The children came. The children came to look.				





# THURSDAY

	LOOK & SAY	children	look	who	lots	came
	READ	<p>                     I can see lots of children. The children have shoes. The children are happy. I can see Zodwa. Zodwa has no shoes. Zodwa is sad. Zodwa will run with no shoes. Will Zodwa win? Will Zodwa win with no shoes? Zodwa gets shoes. Zodwa is happy. Zodwa runs. Zodwa wins! Zodwa wins and she is proud.                 </p> <div style="display: flex; justify-content: space-around; align-items: center;">  <div style="text-align: center;">  <p>shoes</p> </div> </div>				




# FRIDAY

	LOOK & SAY	children	look	who	lots	came
	READ & ANSWER	<ol style="list-style-type: none"> <li>1. Who has shoes? The _____ have shoes.</li> <li>2. Who has no shoes? _____ has no shoes.</li> <li>3. Who gets shoes? _____ gets shoes.</li> <li>4. Who wins? _____ wins.</li> <li>5. How does Zodwa feel when she wins? Zodwa feels _____.</li> </ol>				





MONDAY

	LOOK & SAY	children	look	who	lots	came
	SOUND OUT	thatch	catch	patch	match	
		sketch	fetch	witch	stitch	
	★	I will <u>fetch</u> the <u>sketch</u> from the <u>witch</u> .				
	READ	Look at the <u>witch</u> . Look at the <u>witch</u> by the <u>thatch</u> . Look at the <u>witch</u> by the <u>thatch</u> with the <u>match</u> . Can I <u>catch</u> the <u>witch</u> ? Can I <u>catch</u> the <u>witch</u> by the <u>thatch</u> ? Can I <u>catch</u> the <u>witch</u> by the <u>thatch</u> with the <u>match</u> ? Who can <u>catch</u> the <u>witch</u> ? Who can <u>catch</u> the <u>witch</u> by the <u>thatch</u> with the <u>match</u> ?				





TUESDAY

	WRITE	Copy the  and  words from Monday into your exercise books.				
---	-------	--	--	--	--	--



WEDNESDAY

	LOOK & SAY	children	look	who	lots	came
	SOUND OUT	thatch	catch	patch	match	
		sketch	fetch	witch	stitch	
	★	I will <u>catch</u> the <u>match</u> in the <u>patch</u> .				
	READ	I will <u>sketch</u> . I will <u>sketch</u> a <u>witch</u> . I will <u>sketch</u> a <u>witch</u> with a <u>patch</u> . I will <u>sketch</u> the <u>witch</u> with a <u>patch</u> and I will be proud. I have made my <u>sketch</u> . I have made my <u>sketch</u> of the <u>witch</u> . I have made my <u>sketch</u> of the <u>witch</u> with a <u>patch</u> . I am proud. The children came. The children came to look.				

# THURSDAY





	LOOK & SAY	children	look	who	lots	came
	READ	<p>I can see lots of children. The children have shoes. The children are happy. I can see Zodwa. Zodwa has no shoes. Zodwa is sad. Zodwa will run with no shoes. Will Zodwa win? Will Zodwa win with no shoes? Zodwa gets shoes. Zodwa is happy. Zodwa runs. Zodwa wins! Zodwa wins and she is proud.</p> <div style="display: flex; justify-content: space-around; align-items: center;">  <div style="text-align: center;">  <p>shoes</p> </div> </div>				

# FRIDAY




	LOOK & SAY	children	look	who	lots	came
	READ & ANSWER	<ol style="list-style-type: none"> <li>1. Who has shoes? The _____ have shoes.</li> <li>2. Who has no shoes? _____ has no shoes.</li> <li>3. Who gets shoes? _____ gets shoes.</li> <li>4. Who wins? _____ wins.</li> <li>5. How does Zodwa feel when she wins? Zodwa feels _____.</li> </ol>				







MONDAY

	LOOK & SAY	children	look	who	lots	came
	SOUND OUT	thatch	catch	patch	match	
		sketch	fetch	witch	stitch	
	★	I will <u>fetch</u> the <u>sketch</u> from the <u>witch</u> .				
	READ	Look at the <u>witch</u> . Look at the <u>witch</u> by the <u>thatch</u> . Look at the <u>witch</u> by the <u>thatch</u> with the <u>match</u> . Can I <u>catch</u> the <u>witch</u> ? Can I <u>catch</u> the <u>witch</u> by the <u>thatch</u> ? Can I <u>catch</u> the <u>witch</u> by the <u>thatch</u> with the <u>match</u> ? Who can <u>catch</u> the <u>witch</u> ? Who can <u>catch</u> the <u>witch</u> by the <u>thatch</u> with the <u>match</u> ?				





TUESDAY

	WRITE	Copy the  and  words from Monday into your exercise books.				
---	-------	--	--	--	--	--



WEDNESDAY

	LOOK & SAY	children	look	who	lots	came
	SOUND OUT	thatch	catch	patch	match	
		sketch	fetch	witch	stitch	
	★	I will <u>catch</u> the <u>match</u> in the <u>patch</u> .				
	READ	I will <u>sketch</u> . I will <u>sketch</u> a <u>witch</u> . I will <u>sketch</u> a <u>witch</u> with a <u>patch</u> . I will <u>sketch</u> the <u>witch</u> with a <u>patch</u> and I will be proud. I have made my <u>sketch</u> . I have made my <u>sketch</u> of the <u>witch</u> . I have made my <u>sketch</u> of the <u>witch</u> with a <u>patch</u> . I am proud. The children came. The children came to look.				





# THURSDAY

	LOOK & SAY	children	look	who	lots	came
	READ	<p>I can see lots of children. The children have shoes. The children are happy. I can see Zodwa. Zodwa has no shoes. Zodwa is sad. Zodwa will run with no shoes. Will Zodwa win? Will Zodwa win with no shoes? Zodwa gets shoes. Zodwa is happy. Zodwa runs. Zodwa wins! Zodwa wins and she is proud.</p> <div style="display: flex; justify-content: space-around; align-items: center;">  <div style="text-align: center;">  <p>shoes</p> </div> </div>				




# FRIDAY

	LOOK & SAY	children	look	who	lots	came
	READ & ANSWER	<ol style="list-style-type: none"> <li>1. Who has shoes? The _____ have shoes.</li> <li>2. Who has no shoes? _____ has no shoes.</li> <li>3. Who gets shoes? _____ gets shoes.</li> <li>4. Who wins? _____ wins.</li> <li>5. How does Zodwa feel when she wins? Zodwa feels _____.</li> </ol>				





MONDAY

	LOOK & SAY	children	look	who	lots	came
	SOUND OUT	thatch	catch	patch	match	
		sketch	fetch	witch	stitch	
	★	I will <u>fetch</u> the <u>sketch</u> from the <u>witch</u> .				
	READ	Look at the <u>witch</u> . Look at the <u>witch</u> by the <u>thatch</u> . Look at the <u>witch</u> by the <u>thatch</u> with the <u>match</u> . Can I <u>catch</u> the <u>witch</u> ? Can I <u>catch</u> the <u>witch</u> by the <u>thatch</u> ? Can I <u>catch</u> the <u>witch</u> by the <u>thatch</u> with the <u>match</u> ? Who can <u>catch</u> the <u>witch</u> ? Who can <u>catch</u> the <u>witch</u> by the <u>thatch</u> with the <u>match</u> ?				





TUESDAY

	WRITE	Copy the  and  words from Monday into your exercise books.				
---	-------	--	--	--	--	--



WEDNESDAY

	LOOK & SAY	children	look	who	lots	came
	SOUND OUT	thatch	catch	patch	match	
		sketch	fetch	witch	stitch	
	★	I will <u>catch</u> the <u>match</u> in the <u>patch</u> .				
	READ	I will <u>sketch</u> . I will <u>sketch</u> a <u>witch</u> . I will <u>sketch</u> a <u>witch</u> with a <u>patch</u> . I will <u>sketch</u> the <u>witch</u> with a <u>patch</u> and I will be proud. I have made my <u>sketch</u> . I have made my <u>sketch</u> of the <u>witch</u> . I have made my <u>sketch</u> of the <u>witch</u> with a <u>patch</u> . I am proud. The children came. The children came to look.				





# THURSDAY

	LOOK & SAY	children	look	who	lots	came
	READ	<p>I can see lots of children. The children have shoes. The children are happy. I can see Zodwa. Zodwa has no shoes. Zodwa is sad. Zodwa will run with no shoes. Will Zodwa win? Will Zodwa win with no shoes? Zodwa gets shoes. Zodwa is happy. Zodwa runs. Zodwa wins! Zodwa wins and she is proud.</p> <div style="display: flex; justify-content: space-around; align-items: center;">  <div style="text-align: center;">  <p>shoes</p> </div> </div>				




# FRIDAY

	LOOK & SAY	children	look	who	lots	came
	READ & ANSWER	<ol style="list-style-type: none"> <li>1. Who has shoes? The _____ have shoes.</li> <li>2. Who has no shoes? _____ has no shoes.</li> <li>3. Who gets shoes? _____ gets shoes.</li> <li>4. Who wins? _____ wins.</li> <li>5. How does Zodwa feel when she wins? Zodwa feels _____.</li> </ol>				





MONDAY

	LOOK & SAY	children	look	who	lots	came
	SOUND OUT	thatch	catch	patch	match	
		sketch	fetch	witch	stitch	
	★	I will <u>fetch</u> the <u>sketch</u> from the <u>witch</u> .				
	READ	Look at the <u>witch</u> . Look at the <u>witch</u> by the <u>thatch</u> . Look at the <u>witch</u> by the <u>thatch</u> with the <u>match</u> . Can I <u>catch</u> the <u>witch</u> ? Can I <u>catch</u> the <u>witch</u> by the <u>thatch</u> ? Can I <u>catch</u> the <u>witch</u> by the <u>thatch</u> with the <u>match</u> ? Who can <u>catch</u> the <u>witch</u> ? Who can <u>catch</u> the <u>witch</u> by the <u>thatch</u> with the <u>match</u> ?				





TUESDAY

	WRITE	Copy the  and  words from Monday into your exercise books.				
---	-------	--	--	--	--	--



WEDNESDAY

	LOOK & SAY	children	look	who	lots	came
	SOUND OUT	thatch	catch	patch	match	
		sketch	fetch	witch	stitch	
	★	I will <u>catch</u> the <u>match</u> in the <u>patch</u> .				
	READ	I will <u>sketch</u> . I will <u>sketch</u> a <u>witch</u> . I will <u>sketch</u> a <u>witch</u> with a <u>patch</u> . I will <u>sketch</u> the <u>witch</u> with a <u>patch</u> and I will be proud. I have made my <u>sketch</u> . I have made my <u>sketch</u> of the <u>witch</u> . I have made my <u>sketch</u> of the <u>witch</u> with a <u>patch</u> . I am proud. The children came. The children came to look.				





# THURSDAY

	LOOK & SAY	children	look	who	lots	came
	READ	<p>I can see lots of children. The children have shoes. The children are happy. I can see Zodwa. Zodwa has no shoes. Zodwa is sad. Zodwa will run with no shoes. Will Zodwa win? Will Zodwa win with no shoes? Zodwa gets shoes. Zodwa is happy. Zodwa runs. Zodwa wins! Zodwa wins and she is proud.</p> <div style="display: flex; justify-content: space-around; align-items: center;">  <div style="text-align: center;">  <p>shoes</p> </div> </div>				




# FRIDAY

	LOOK & SAY	children	look	who	lots	came
	READ & ANSWER	<ol style="list-style-type: none"> <li>1. Who has shoes? The _____ have shoes.</li> <li>2. Who has no shoes? _____ has no shoes.</li> <li>3. Who gets shoes? _____ gets shoes.</li> <li>4. Who wins? _____ wins.</li> <li>5. How does Zodwa feel when she wins? Zodwa feels _____.</li> </ol>				





MONDAY

	LOOK & SAY	children	look	who	lots	came
	SOUND OUT	thatch	catch	patch	match	
		sketch	fetch	witch	stitch	
	★	I will <u>fetch</u> the <u>sketch</u> from the <u>witch</u> .				
	READ	Look at the <u>witch</u> . Look at the <u>witch</u> by the <u>thatch</u> . Look at the <u>witch</u> by the <u>thatch</u> with the <u>match</u> . Can I <u>catch</u> the <u>witch</u> ? Can I <u>catch</u> the <u>witch</u> by the <u>thatch</u> ? Can I <u>catch</u> the <u>witch</u> by the <u>thatch</u> with the <u>match</u> ? Who can <u>catch</u> the <u>witch</u> ? Who can <u>catch</u> the <u>witch</u> by the <u>thatch</u> with the <u>match</u> ?				





TUESDAY

	WRITE	Copy the  and  words from Monday into your exercise books.				
---	-------	--	--	--	--	--



WEDNESDAY

	LOOK & SAY	children	look	who	lots	came
	SOUND OUT	thatch	catch	patch	match	
		sketch	fetch	witch	stitch	
	★	I will <u>catch</u> the <u>match</u> in the <u>patch</u> .				
	READ	I will <u>sketch</u> . I will <u>sketch</u> a <u>witch</u> . I will <u>sketch</u> a <u>witch</u> with a <u>patch</u> . I will <u>sketch</u> the <u>witch</u> with a <u>patch</u> and I will be proud. I have made my <u>sketch</u> . I have made my <u>sketch</u> of the <u>witch</u> . I have made my <u>sketch</u> of the <u>witch</u> with a <u>patch</u> . I am proud. The children came. The children came to look.				

# THURSDAY





	LOOK & SAY	children	look	who	lots	came
	READ	<p>                     I can see lots of children. The children have shoes. The children are happy. I can see Zodwa. Zodwa has no shoes. Zodwa is sad. Zodwa will run with no shoes. Will Zodwa win? Will Zodwa win with no shoes? Zodwa gets shoes. Zodwa is happy. Zodwa runs. Zodwa wins! Zodwa wins and she is proud.                 </p> <div style="display: flex; justify-content: space-around; align-items: center;">  <div style="text-align: center;">  <p>shoes</p> </div> </div>				

# FRIDAY




	LOOK & SAY	children	look	who	lots	came
	READ & ANSWER	<ol style="list-style-type: none"> <li>1. Who has shoes? The _____ have shoes.</li> <li>2. Who has no shoes? _____ has no shoes.</li> <li>3. Who gets shoes? _____ gets shoes.</li> <li>4. Who wins? _____ wins.</li> <li>5. How does Zodwa feel when she wins? Zodwa feels _____.</li> </ol>				







MONDAY

	LOOK & SAY	children	look	who	lots	came
	SOUND OUT	thatch	catch	patch	match	
		sketch	fetch	witch	stitch	
	★	I will <u>fetch</u> the <u>sketch</u> from the <u>witch</u> .				
	READ	Look at the <u>witch</u> . Look at the <u>witch</u> by the <u>thatch</u> . Look at the <u>witch</u> by the <u>thatch</u> with the <u>match</u> . Can I <u>catch</u> the <u>witch</u> ? Can I <u>catch</u> the <u>witch</u> by the <u>thatch</u> ? Can I <u>catch</u> the <u>witch</u> by the <u>thatch</u> with the <u>match</u> ? Who can <u>catch</u> the <u>witch</u> ? Who can <u>catch</u> the <u>witch</u> by the <u>thatch</u> with the <u>match</u> ?				





TUESDAY

	WRITE	Copy the  and  words from Monday into your exercise books.				
---	-------	--	--	--	--	--



WEDNESDAY

	LOOK & SAY	children	look	who	lots	came
	SOUND OUT	thatch	catch	patch	match	
		sketch	fetch	witch	stitch	
	★	I will <u>catch</u> the <u>match</u> in the <u>patch</u> .				
	READ	I will <u>sketch</u> . I will <u>sketch</u> a <u>witch</u> . I will <u>sketch</u> a <u>witch</u> with a <u>patch</u> . I will <u>sketch</u> the <u>witch</u> with a <u>patch</u> and I will be proud. I have made my <u>sketch</u> . I have made my <u>sketch</u> of the <u>witch</u> . I have made my <u>sketch</u> of the <u>witch</u> with a <u>patch</u> . I am proud. The children came. The children came to look.				





# THURSDAY

	LOOK & SAY	children	look	who	lots	came
	READ	<p>I can see lots of children. The children have shoes. The children are happy. I can see Zodwa. Zodwa has no shoes. Zodwa is sad. Zodwa will run with no shoes. Will Zodwa win? Will Zodwa win with no shoes? Zodwa gets shoes. Zodwa is happy. Zodwa runs. Zodwa wins! Zodwa wins and she is proud.</p> <div style="display: flex; justify-content: space-around; align-items: center;">  <div style="text-align: center;">  <p>shoes</p> </div> </div>				




# FRIDAY

	LOOK & SAY	children	look	who	lots	came
	READ & ANSWER	<ol style="list-style-type: none"> <li>1. Who has shoes? The _____ have shoes.</li> <li>2. Who has no shoes? _____ has no shoes.</li> <li>3. Who gets shoes? _____ gets shoes.</li> <li>4. Who wins? _____ wins.</li> <li>5. How does Zodwa feel when she wins? Zodwa feels _____.</li> </ol>				





MONDAY

	LOOK & SAY	children	look	who	lots	came
	SOUND OUT	thatch	catch	patch	match	
		sketch	fetch	witch	stitch	
	★	I will <u>fetch</u> the <u>sketch</u> from the <u>witch</u> .				
	READ	Look at the <u>witch</u> . Look at the <u>witch</u> by the <u>thatch</u> . Look at the <u>witch</u> by the <u>thatch</u> with the <u>match</u> . Can I <u>catch</u> the <u>witch</u> ? Can I <u>catch</u> the <u>witch</u> by the <u>thatch</u> ? Can I <u>catch</u> the <u>witch</u> by the <u>thatch</u> with the <u>match</u> ? Who can <u>catch</u> the <u>witch</u> ? Who can <u>catch</u> the <u>witch</u> by the <u>thatch</u> with the <u>match</u> ?				





TUESDAY

	WRITE	Copy the  and  words from Monday into your exercise books.				
---	-------	--	--	--	--	--



WEDNESDAY

	LOOK & SAY	children	look	who	lots	came
	SOUND OUT	thatch	catch	patch	match	
		sketch	fetch	witch	stitch	
	★	I will <u>catch</u> the <u>match</u> in the <u>patch</u> .				
	READ	I will <u>sketch</u> . I will <u>sketch</u> a <u>witch</u> . I will <u>sketch</u> a <u>witch</u> with a <u>patch</u> . I will <u>sketch</u> the <u>witch</u> with a <u>patch</u> and I will be proud. I have made my <u>sketch</u> . I have made my <u>sketch</u> of the <u>witch</u> . I have made my <u>sketch</u> of the <u>witch</u> with a <u>patch</u> . I am proud. The children came. The children came to look.				





# THURSDAY

	LOOK & SAY	children	look	who	lots	came
	READ	<p>I can see lots of children. The children have shoes. The children are happy. I can see Zodwa. Zodwa has no shoes. Zodwa is sad. Zodwa will run with no shoes. Will Zodwa win? Will Zodwa win with no shoes? Zodwa gets shoes. Zodwa is happy. Zodwa runs. Zodwa wins! Zodwa wins and she is proud.</p> <div style="display: flex; justify-content: space-around; align-items: center;">  <div style="text-align: center;">  <p>shoes</p> </div> </div>				




# FRIDAY

	LOOK & SAY	children	look	who	lots	came
	READ & ANSWER	<ol style="list-style-type: none"> <li>1. Who has shoes? The _____ have shoes.</li> <li>2. Who has no shoes? _____ has no shoes.</li> <li>3. Who gets shoes? _____ gets shoes.</li> <li>4. Who wins? _____ wins.</li> <li>5. How does Zodwa feel when she wins? Zodwa feels _____.</li> </ol>				





MONDAY

	LOOK & SAY	children	look	who	lots	came
	SOUND OUT	thatch	catch	patch	match	
		sketch	fetch	witch	stitch	
	★	I will <u>fetch</u> the <u>sketch</u> from the <u>witch</u> .				
	READ	Look at the <u>witch</u> . Look at the <u>witch</u> by the <u>thatch</u> . Look at the <u>witch</u> by the <u>thatch</u> with the <u>match</u> . Can I <u>catch</u> the <u>witch</u> ? Can I <u>catch</u> the <u>witch</u> by the <u>thatch</u> ? Can I <u>catch</u> the <u>witch</u> by the <u>thatch</u> with the <u>match</u> ? Who can <u>catch</u> the <u>witch</u> ? Who can <u>catch</u> the <u>witch</u> by the <u>thatch</u> with the <u>match</u> ?				





TUESDAY

	WRITE	Copy the  and  words from Monday into your exercise books.				
---	-------	--	--	--	--	--



WEDNESDAY

	LOOK & SAY	children	look	who	lots	came
	SOUND OUT	thatch	catch	patch	match	
		sketch	fetch	witch	stitch	
	★	I will <u>catch</u> the <u>match</u> in the <u>patch</u> .				
	READ	I will <u>sketch</u> . I will <u>sketch</u> a <u>witch</u> . I will <u>sketch</u> a <u>witch</u> with a <u>patch</u> . I will <u>sketch</u> the <u>witch</u> with a <u>patch</u> and I will be proud. I have made my <u>sketch</u> . I have made my <u>sketch</u> of the <u>witch</u> . I have made my <u>sketch</u> of the <u>witch</u> with a <u>patch</u> . I am proud. The children came. The children came to look.				





# THURSDAY

	LOOK & SAY	children	look	who	lots	came
	READ	<p>                     I can see lots of children. The children have shoes. The children are happy. I can see Zodwa. Zodwa has no shoes. Zodwa is sad. Zodwa will run with no shoes. Will Zodwa win? Will Zodwa win with no shoes? Zodwa gets shoes. Zodwa is happy. Zodwa runs. Zodwa wins! Zodwa wins and she is proud.                 </p> <div style="display: flex; justify-content: space-around; align-items: center;">  <div style="text-align: center;">  <p>shoes</p> </div> </div>				




# FRIDAY

	LOOK & SAY	children	look	who	lots	came
	READ & ANSWER	<ol style="list-style-type: none"> <li>1. Who has shoes? The _____ have shoes.</li> <li>2. Who has no shoes? _____ has no shoes.</li> <li>3. Who gets shoes? _____ gets shoes.</li> <li>4. Who wins? _____ wins.</li> <li>5. How does Zodwa feel when she wins? Zodwa feels _____.</li> </ol>				





MONDAY

	LOOK & SAY	children	look	who	lots	came
	SOUND OUT	thatch	catch	patch	match	
		sketch	fetch	witch	stitch	
	★	I will <u>fetch</u> the <u>sketch</u> from the <u>witch</u> .				
	READ	Look at the <u>witch</u> . Look at the <u>witch</u> by the <u>thatch</u> . Look at the <u>witch</u> by the <u>thatch</u> with the <u>match</u> . Can I <u>catch</u> the <u>witch</u> ? Can I <u>catch</u> the <u>witch</u> by the <u>thatch</u> ? Can I <u>catch</u> the <u>witch</u> by the <u>thatch</u> with the <u>match</u> ? Who can <u>catch</u> the <u>witch</u> ? Who can <u>catch</u> the <u>witch</u> by the <u>thatch</u> with the <u>match</u> ?				





TUESDAY

	WRITE	Copy the  and  words from Monday into your exercise books.				
---	-------	--	--	--	--	--



WEDNESDAY

	LOOK & SAY	children	look	who	lots	came
	SOUND OUT	thatch	catch	patch	match	
		sketch	fetch	witch	stitch	
	★	I will <u>catch</u> the <u>match</u> in the <u>patch</u> .				
	READ	I will <u>sketch</u> . I will <u>sketch</u> a <u>witch</u> . I will <u>sketch</u> a <u>witch</u> with a <u>patch</u> . I will <u>sketch</u> the <u>witch</u> with a <u>patch</u> and I will be proud. I have made my <u>sketch</u> . I have made my <u>sketch</u> of the <u>witch</u> . I have made my <u>sketch</u> of the <u>witch</u> with a <u>patch</u> . I am proud. The children came. The children came to look.				

# THURSDAY





	LOOK & SAY	children	look	who	lots	came
	READ	<p>I can see lots of children. The children have shoes. The children are happy. I can see Zodwa. Zodwa has no shoes. Zodwa is sad. Zodwa will run with no shoes. Will Zodwa win? Will Zodwa win with no shoes? Zodwa gets shoes. Zodwa is happy. Zodwa runs. Zodwa wins! Zodwa wins and she is proud.</p> <div style="display: flex; justify-content: space-around; align-items: center;">  <div style="text-align: center;">  <p>shoes</p> </div> </div>				

# FRIDAY




	LOOK & SAY	children	look	who	lots	came
	READ & ANSWER	<ol style="list-style-type: none"> <li>1. Who has shoes? The _____ have shoes.</li> <li>2. Who has no shoes? _____ has no shoes.</li> <li>3. Who gets shoes? _____ gets shoes.</li> <li>4. Who wins? _____ wins.</li> <li>5. How does Zodwa feel when she wins? Zodwa feels _____.</li> </ol>				







MONDAY

	LOOK & SAY	children	look	who	lots	came
	SOUND OUT	thatch	catch	patch	match	
		sketch	fetch	witch	stitch	
	★	I will <u>fetch</u> the <u>sketch</u> from the <u>witch</u> .				
	READ	Look at the <u>witch</u> . Look at the <u>witch</u> by the <u>thatch</u> . Look at the <u>witch</u> by the <u>thatch</u> with the <u>match</u> . Can I <u>catch</u> the <u>witch</u> ? Can I <u>catch</u> the <u>witch</u> by the <u>thatch</u> ? Can I <u>catch</u> the <u>witch</u> by the <u>thatch</u> with the <u>match</u> ? Who can <u>catch</u> the <u>witch</u> ? Who can <u>catch</u> the <u>witch</u> by the <u>thatch</u> with the <u>match</u> ?				





TUESDAY

	WRITE	Copy the  and  words from Monday into your exercise books.				
---	-------	--	--	--	--	--



WEDNESDAY

	LOOK & SAY	children	look	who	lots	came
	SOUND OUT	thatch	catch	patch	match	
		sketch	fetch	witch	stitch	
	★	I will <u>catch</u> the <u>match</u> in the <u>patch</u> .				
	READ	I will <u>sketch</u> . I will <u>sketch</u> a <u>witch</u> . I will <u>sketch</u> a <u>witch</u> with a <u>patch</u> . I will <u>sketch</u> the <u>witch</u> with a <u>patch</u> and I will be proud. I have made my <u>sketch</u> . I have made my <u>sketch</u> of the <u>witch</u> . I have made my <u>sketch</u> of the <u>witch</u> with a <u>patch</u> . I am proud. The children came. The children came to look.				





# THURSDAY

	LOOK & SAY	children	look	who	lots	came
	READ	<p>I can see lots of children. The children have shoes. The children are happy. I can see Zodwa. Zodwa has no shoes. Zodwa is sad. Zodwa will run with no shoes. Will Zodwa win? Will Zodwa win with no shoes? Zodwa gets shoes. Zodwa is happy. Zodwa runs. Zodwa wins! Zodwa wins and she is proud.</p> <div style="display: flex; justify-content: space-around; align-items: center;">  <div style="text-align: center;">  <p>shoes</p> </div> </div>				




# FRIDAY

	LOOK & SAY	children	look	who	lots	came
	READ & ANSWER	<ol style="list-style-type: none"> <li>1. Who has shoes? The _____ have shoes.</li> <li>2. Who has no shoes? _____ has no shoes.</li> <li>3. Who gets shoes? _____ gets shoes.</li> <li>4. Who wins? _____ wins.</li> <li>5. How does Zodwa feel when she wins? Zodwa feels _____.</li> </ol>				





MONDAY

	LOOK & SAY	house	goes	works	where	two
	SOUND OUT	her	herb	fern	perch	
		verb	germ	term	herd	
	★	A <u>germ</u> is on the <u>herb</u> .				
	READ	She goes. She goes to her house. She goes to her thatch house. She works. She works in her house. She works in her thatch house. She has a <u>fern</u> . She has a <u>fern</u> in her house. She has a <u>fern</u> in her thatch house. She has a <u>fern</u> in her thatch house where she works. She has a <u>herb</u> . She has a <u>herb</u> in her house She has a <u>herb</u> in her house where she works.				






TUESDAY

	WRITE	Copy the  and  words from Monday into your exercise books.				
---	-------	--	--	--	--	--



WEDNESDAY

	LOOK & SAY	house	goes	works	where	two
	SOUND OUT	her	herb	fern	perch	
		verb	germ	term	herd	
	★	Her cat will <u>perch</u> on the <u>fern</u> .				
	READ	The cat will <u>perch</u> . Where will the cat <u>perch</u> ? The cat will <u>perch</u> on the <u>fern</u> . The cat will <u>perch</u> on the <u>fern</u> by the <u>herb</u> . Can you see the cat? Can you see the cat <u>perch</u> on the <u>fern</u> ? Can you see the cat <u>perch</u> on the <u>fern</u> by the <u>herb</u> ? Where is the <u>germ</u> ? Is the <u>germ</u> in the <u>fern</u> ? Is the <u>germ</u> in the <u>fern</u> by the <u>herb</u> ?				





# THURSDAY

	LOOK & SAY	house	goes	works	where	two
 	READ	<p>Where is the bear? Where is <u>her</u> bear? She goes. She goes to look. She goes to look for <u>her</u> bear. The bear is in the house. She will cry. She will cry because he cut the bear. Look, the guy cut the bear. The guy cut the bear in the house. She is sad. She will cry. She will cry every night for <u>her</u> bear.</p> <div style="display: flex; justify-content: space-around; align-items: center;">   </div> <p style="text-align: center; margin-left: 150px;">bear</p>				




# FRIDAY

	LOOK & SAY	house	goes	works	where	two
	READ & ANSWER	<ol style="list-style-type: none"> <li>1. Where is the bear? The bear is in the _____.</li> <li>2. Why will she cry? She will cry because he _____.</li> <li>3. Who cut the bear? _____ cut the bear.</li> <li>4. How does she feel? She feels _____.</li> <li>5. When will she cry? She will cry _____.</li> </ol>				





MONDAY

	LOOK & SAY	house	goes	works	where	two
	SOUND OUT	her	herb	fern	perch	
		verb	germ	term	herd	
	★	A <u>germ</u> is on the <u>herb</u> .				
	READ	She goes. She goes to her house. She goes to her thatch house. She works. She works in her house. She works in her thatch house. She has a <u>fern</u> . She has a <u>fern</u> in her house. She has a <u>fern</u> in her thatch house. She has a <u>fern</u> in her thatch house where she works. She has a <u>herb</u> . She has a <u>herb</u> in her house She has a <u>herb</u> in her house where she works.				






TUESDAY

	WRITE	Copy the  and  words from Monday into your exercise books.				
---	-------	--	--	--	--	--



WEDNESDAY

	LOOK & SAY	house	goes	works	where	two
	SOUND OUT	her	herb	fern	perch	
		verb	germ	term	herd	
	★	Her cat will <u>perch</u> on the <u>fern</u> .				
	READ	The cat will <u>perch</u> . Where will the cat <u>perch</u> ? The cat will <u>perch</u> on the <u>fern</u> . The cat will <u>perch</u> on the <u>fern</u> by the <u>herb</u> . Can you see the cat? Can you see the cat <u>perch</u> on the <u>fern</u> ? Can you see the cat <u>perch</u> on the <u>fern</u> by the <u>herb</u> ? Where is the <u>germ</u> ? Is the <u>germ</u> in the <u>fern</u> ? Is the <u>germ</u> in the <u>fern</u> by the <u>herb</u> ?				





# THURSDAY

	LOOK & SAY	house	goes	works	where	two
 	READ	<p>Where is the bear? Where is <u>her</u> bear? She goes. She goes to look. She goes to look for <u>her</u> bear. The bear is in the house. She will cry. She will cry because he cut the bear. Look, the guy cut the bear. The guy cut the bear in the house. She is sad. She will cry. She will cry every night for <u>her</u> bear.</p> <div style="display: flex; justify-content: space-around; align-items: center;">   </div> <p style="text-align: center; margin-left: 650px;">bear</p>				




# FRIDAY

	LOOK & SAY	house	goes	works	where	two
	READ & ANSWER	<ol style="list-style-type: none"> <li>1. Where is the bear? The bear is in the _____.</li> <li>2. Why will she cry? She will cry because he _____.</li> <li>3. Who cut the bear? _____ cut the bear.</li> <li>4. How does she feel? She feels _____.</li> <li>5. When will she cry? She will cry _____.</li> </ol>				





MONDAY

	LOOK & SAY	house	goes	works	where	two
	SOUND OUT	her	herb	fern	perch	
		verb	germ	term	herd	
	★	A <u>germ</u> is on the <u>herb</u> .				
	READ	She goes. She goes to her house. She goes to her thatch house. She works. She works in her house. She works in her thatch house. She has a <u>fern</u> . She has a <u>fern</u> in her house. She has a <u>fern</u> in her thatch house. She has a <u>fern</u> in her thatch house where she works. She has a <u>herb</u> . She has a <u>herb</u> in her house She has a <u>herb</u> in her house where she works.				






TUESDAY

	WRITE	Copy the  and  words from Monday into your exercise books.				
---	-------	--	--	--	--	--



WEDNESDAY

	LOOK & SAY	house	goes	works	where	two
	SOUND OUT	her	herb	fern	perch	
		verb	germ	term	herd	
	★	Her cat will <u>perch</u> on the <u>fern</u> .				
	READ	The cat will <u>perch</u> . Where will the cat <u>perch</u> ? The cat will <u>perch</u> on the <u>fern</u> . The cat will <u>perch</u> on the <u>fern</u> by the <u>herb</u> . Can you see the cat? Can you see the cat <u>perch</u> on the <u>fern</u> ? Can you see the cat <u>perch</u> on the <u>fern</u> by the <u>herb</u> ? Where is the <u>germ</u> ? Is the <u>germ</u> in the <u>fern</u> ? Is the <u>germ</u> in the <u>fern</u> by the <u>herb</u> ?				

# THURSDAY





	LOOK & SAY	house	goes	works	where	two
 	READ	<p>Where is the bear? Where is <u>her</u> bear? She goes. She goes to look. She goes to look for <u>her</u> bear. The bear is in the house. She will cry. She will cry because he cut the bear. Look, the guy cut the bear. The guy cut the bear in the house. She is sad. She will cry. She will cry every night for <u>her</u> bear.</p> <div style="display: flex; justify-content: space-around; align-items: center;">   </div> <p style="text-align: center; margin-left: 150px;">bear</p>				

# FRIDAY




	LOOK & SAY	house	goes	works	where	two
	READ & ANSWER	<ol style="list-style-type: none"> <li>1. Where is the bear? The bear is in the _____.</li> <li>2. Why will she cry? She will cry because he _____.</li> <li>3. Who cut the bear? _____ cut the bear.</li> <li>4. How does she feel? She feels _____.</li> <li>5. When will she cry? She will cry _____.</li> </ol>				







MONDAY

	LOOK & SAY	house	goes	works	where	two
	SOUND OUT	her	herb	fern	perch	
		verb	germ	term	herd	
	★	A <u>germ</u> is on the <u>herb</u> .				
	READ	She goes. She goes to her house. She goes to her thatch house. She works. She works in her house. She works in her thatch house. She has a <u>fern</u> . She has a <u>fern</u> in her house. She has a <u>fern</u> in her thatch house. She has a <u>fern</u> in her thatch house where she works. She has a <u>herb</u> . She has a <u>herb</u> in her house She has a <u>herb</u> in her house where she works.				






TUESDAY

	WRITE	Copy the  and  words from Monday into your exercise books.				
---	-------	--	--	--	--	--



WEDNESDAY

	LOOK & SAY	house	goes	works	where	two
	SOUND OUT	her	herb	fern	perch	
		verb	germ	term	herd	
	★	Her cat will <u>perch</u> on the <u>fern</u> .				
	READ	The cat will <u>perch</u> . Where will the cat <u>perch</u> ? The cat will <u>perch</u> on the <u>fern</u> . The cat will <u>perch</u> on the <u>fern</u> by the <u>herb</u> . Can you see the cat? Can you see the cat <u>perch</u> on the <u>fern</u> ? Can you see the cat <u>perch</u> on the <u>fern</u> by the <u>herb</u> ? Where is the <u>germ</u> ? Is the <u>germ</u> in the <u>fern</u> ? Is the <u>germ</u> in the <u>fern</u> by the <u>herb</u> ?				





# THURSDAY

	LOOK & SAY	house	goes	works	where	two
 	READ	<p>Where is the bear? Where is <u>her</u> bear? She goes. She goes to look. She goes to look for <u>her</u> bear. The bear is in the house. She will cry. She will cry because he cut the bear. Look, the guy cut the bear. The guy cut the bear in the house. She is sad. She will cry. She will cry every night for <u>her</u> bear.</p> <div style="display: flex; justify-content: space-around; align-items: center;">   </div> <p style="text-align: center; margin-left: 150px;">bear</p>				




# FRIDAY

	LOOK & SAY	house	goes	works	where	two
	READ & ANSWER	<ol style="list-style-type: none"> <li>1. Where is the bear? The bear is in the _____.</li> <li>2. Why will she cry? She will cry because he _____.</li> <li>3. Who cut the bear? _____ cut the bear.</li> <li>4. How does she feel? She feels _____.</li> <li>5. When will she cry? She will cry _____.</li> </ol>				





MONDAY

	LOOK & SAY	house	goes	works	where	two
	SOUND OUT	her	herb	fern	perch	
		verb	germ	term	herd	
	★	A <u>germ</u> is on the <u>herb</u> .				
	READ	She goes. She goes to her house. She goes to her thatch house. She works. She works in her house. She works in her thatch house. She has a <u>fern</u> . She has a <u>fern</u> in her house. She has a <u>fern</u> in her thatch house. She has a <u>fern</u> in her thatch house where she works. She has a <u>herb</u> . She has a <u>herb</u> in her house She has a <u>herb</u> in her house where she works.				






TUESDAY

	WRITE	Copy the  and  words from Monday into your exercise books.				
---	-------	--	--	--	--	--



WEDNESDAY

	LOOK & SAY	house	goes	works	where	two
	SOUND OUT	her	herb	fern	perch	
		verb	germ	term	herd	
	★	Her cat will <u>perch</u> on the <u>fern</u> .				
	READ	The cat will <u>perch</u> . Where will the cat <u>perch</u> ? The cat will <u>perch</u> on the <u>fern</u> . The cat will <u>perch</u> on the <u>fern</u> by the <u>herb</u> . Can you see the cat? Can you see the cat <u>perch</u> on the <u>fern</u> ? Can you see the cat <u>perch</u> on the <u>fern</u> by the <u>herb</u> ? Where is the <u>germ</u> ? Is the <u>germ</u> in the <u>fern</u> ? Is the <u>germ</u> in the <u>fern</u> by the <u>herb</u> ?				





# THURSDAY

	LOOK & SAY	house	goes	works	where	two
 	READ	<p>Where is the bear? Where is <u>her</u> bear? She goes. She goes to look. She goes to look for <u>her</u> bear. The bear is in the house. She will cry. She will cry because he cut the bear. Look, the guy cut the bear. The guy cut the bear in the house. She is sad. She will cry. She will cry every night for <u>her</u> bear.</p> <div style="display: flex; justify-content: space-around; align-items: center;">   </div> <p style="text-align: center; margin-left: 650px;">bear</p>				




# FRIDAY

	LOOK & SAY	house	goes	works	where	two
	READ & ANSWER	<ol style="list-style-type: none"> <li>1. Where is the bear? The bear is in the _____.</li> <li>2. Why will she cry? She will cry because he _____.</li> <li>3. Who cut the bear? _____ cut the bear.</li> <li>4. How does she feel? She feels _____.</li> <li>5. When will she cry? She will cry _____.</li> </ol>				





MONDAY

	LOOK & SAY	house	goes	works	where	two
	SOUND OUT	her	herb	fern	perch	
		verb	germ	term	herd	
	★	A <u>germ</u> is on the <u>herb</u> .				
	READ	She goes. She goes to her house. She goes to her thatch house. She works. She works in her house. She works in her thatch house. She has a <u>fern</u> . She has a <u>fern</u> in her house. She has a <u>fern</u> in her thatch house. She has a <u>fern</u> in her thatch house where she works. She has a <u>herb</u> . She has a <u>herb</u> in her house She has a <u>herb</u> in her house where she works.				






TUESDAY

	WRITE	Copy the  and  words from Monday into your exercise books.				
---	-------	--	--	--	--	--



WEDNESDAY

	LOOK & SAY	house	goes	works	where	two
	SOUND OUT	her	herb	fern	perch	
		verb	germ	term	herd	
	★	Her cat will <u>perch</u> on the <u>fern</u> .				
	READ	The cat will <u>perch</u> . Where will the cat <u>perch</u> ? The cat will <u>perch</u> on the <u>fern</u> . The cat will <u>perch</u> on the <u>fern</u> by the <u>herb</u> . Can you see the cat? Can you see the cat <u>perch</u> on the <u>fern</u> ? Can you see the cat <u>perch</u> on the <u>fern</u> by the <u>herb</u> ? Where is the <u>germ</u> ? Is the <u>germ</u> in the <u>fern</u> ? Is the <u>germ</u> in the <u>fern</u> by the <u>herb</u> ?				





# THURSDAY

	LOOK & SAY	house	goes	works	where	two
 	READ	<p>Where is the bear? Where is <u>her</u> bear? She goes. She goes to look. She goes to look for <u>her</u> bear. The bear is in the house. She will cry. She will cry because he cut the bear. Look, the guy cut the bear. The guy cut the bear in the house. She is sad. She will cry. She will cry every night for <u>her</u> bear.</p> <div style="display: flex; justify-content: space-around; align-items: center;">   </div> <p style="text-align: center; margin-left: 150px;">bear</p>				




# FRIDAY

	LOOK & SAY	house	goes	works	where	two
	READ & ANSWER	<ol style="list-style-type: none"> <li>1. Where is the bear? The bear is in the _____.</li> <li>2. Why will she cry? She will cry because he _____.</li> <li>3. Who cut the bear? _____ cut the bear.</li> <li>4. How does she feel? She feels _____.</li> <li>5. When will she cry? She will cry _____.</li> </ol>				





MONDAY

	LOOK & SAY	house	goes	works	where	two
	SOUND OUT	her	herb	fern	perch	
		verb	germ	term	herd	
	★	A <u>germ</u> is on the <u>herb</u> .				
	READ	She goes. She goes to her house. She goes to her thatch house. She works. She works in her house. She works in her thatch house. She has a <u>fern</u> . She has a <u>fern</u> in her house. She has a <u>fern</u> in her thatch house. She has a <u>fern</u> in her thatch house where she works. She has a <u>herb</u> . She has a <u>herb</u> in her house She has a <u>herb</u> in her house where she works.				






TUESDAY

	WRITE	Copy the  and  words from Monday into your exercise books.				
---	-------	--	--	--	--	--



WEDNESDAY

	LOOK & SAY	house	goes	works	where	two
	SOUND OUT	her	herb	fern	perch	
		verb	germ	term	herd	
	★	Her cat will <u>perch</u> on the <u>fern</u> .				
	READ	The cat will <u>perch</u> . Where will the cat <u>perch</u> ? The cat will <u>perch</u> on the <u>fern</u> . The cat will <u>perch</u> on the <u>fern</u> by the <u>herb</u> . Can you see the cat? Can you see the cat <u>perch</u> on the <u>fern</u> ? Can you see the cat <u>perch</u> on the <u>fern</u> by the <u>herb</u> ? Where is the <u>germ</u> ? Is the <u>germ</u> in the <u>fern</u> ? Is the <u>germ</u> in the <u>fern</u> by the <u>herb</u> ?				

# THURSDAY





	LOOK & SAY	house	goes	works	where	two
 	READ	<p>Where is the bear? Where is <u>her</u> bear? She goes. She goes to look. She goes to look for <u>her</u> bear. The bear is in the house. She will cry. She will cry because he cut the bear. Look, the guy cut the bear. The guy cut the bear in the house. She is sad. She will cry. She will cry every night for <u>her</u> bear.</p> <div style="display: flex; justify-content: space-around; align-items: center;">   </div> <p style="text-align: center; margin-left: 150px;">bear</p>				

# FRIDAY




	LOOK & SAY	house	goes	works	where	two
	READ & ANSWER	<ol style="list-style-type: none"> <li>1. Where is the bear? The bear is in the _____.</li> <li>2. Why will she cry? She will cry because he _____.</li> <li>3. Who cut the bear? _____ cut the bear.</li> <li>4. How does she feel? She feels _____.</li> <li>5. When will she cry? She will cry _____.</li> </ol>				







MONDAY

	LOOK & SAY	house	goes	works	where	two
	SOUND OUT	her	herb	fern	perch	
		verb	germ	term	herd	
	★	A <u>germ</u> is on the <u>herb</u> .				
	READ	She goes. She goes to her house. She goes to her thatch house. She works. She works in her house. She works in her thatch house. She has a <u>fern</u> . She has a <u>fern</u> in her house. She has a <u>fern</u> in her thatch house. She has a <u>fern</u> in her thatch house where she works. She has a <u>herb</u> . She has a <u>herb</u> in her house She has a <u>herb</u> in her house where she works.				






TUESDAY

	WRITE	Copy the  and  words from Monday into your exercise books.				
---	-------	--	--	--	--	--



WEDNESDAY

	LOOK & SAY	house	goes	works	where	two
	SOUND OUT	her	herb	fern	perch	
		verb	germ	term	herd	
	★	Her cat will <u>perch</u> on the <u>fern</u> .				
	READ	The cat will <u>perch</u> . Where will the cat <u>perch</u> ? The cat will <u>perch</u> on the <u>fern</u> . The cat will <u>perch</u> on the <u>fern</u> by the <u>herb</u> . Can you see the cat? Can you see the cat <u>perch</u> on the <u>fern</u> ? Can you see the cat <u>perch</u> on the <u>fern</u> by the <u>herb</u> ? Where is the <u>germ</u> ? Is the <u>germ</u> in the <u>fern</u> ? Is the <u>germ</u> in the <u>fern</u> by the <u>herb</u> ?				





# THURSDAY

	LOOK & SAY	house	goes	works	where	two
 	READ	<p>Where is the bear? Where is <u>her</u> bear? She goes. She goes to look. She goes to look for <u>her</u> bear. The bear is in the house. She will cry. She will cry because he cut the bear. Look, the guy cut the bear. The guy cut the bear in the house. She is sad. She will cry. She will cry every night for <u>her</u> bear.</p> <div style="display: flex; justify-content: space-around; align-items: center;">   </div> <p style="text-align: center; margin-left: 650px;">bear</p>				




# FRIDAY

	LOOK & SAY	house	goes	works	where	two
	READ & ANSWER	<ol style="list-style-type: none"> <li>1. Where is the bear? The bear is in the _____.</li> <li>2. Why will she cry? She will cry because he _____.</li> <li>3. Who cut the bear? _____ cut the bear.</li> <li>4. How does she feel? She feels _____.</li> <li>5. When will she cry? She will cry _____.</li> </ol>				





MONDAY

	LOOK & SAY	house	goes	works	where	two
	SOUND OUT	her	herb	fern	perch	
		verb	germ	term	herd	
	★	A <u>germ</u> is on the <u>herb</u> .				
	READ	She goes. She goes to her house. She goes to her thatch house. She works. She works in her house. She works in her thatch house. She has a <u>fern</u> . She has a <u>fern</u> in her house. She has a <u>fern</u> in her thatch house. She has a <u>fern</u> in her thatch house where she works. She has a <u>herb</u> . She has a <u>herb</u> in her house She has a <u>herb</u> in her house where she works.				






TUESDAY

	WRITE	Copy the  and  words from Monday into your exercise books.				
---	-------	--	--	--	--	--



WEDNESDAY

	LOOK & SAY	house	goes	works	where	two
	SOUND OUT	her	herb	fern	perch	
		verb	germ	term	herd	
	★	Her cat will <u>perch</u> on the <u>fern</u> .				
	READ	The cat will <u>perch</u> . Where will the cat <u>perch</u> ? The cat will <u>perch</u> on the <u>fern</u> . The cat will <u>perch</u> on the <u>fern</u> by the <u>herb</u> . Can you see the cat? Can you see the cat <u>perch</u> on the <u>fern</u> ? Can you see the cat <u>perch</u> on the <u>fern</u> by the <u>herb</u> ? Where is the <u>germ</u> ? Is the <u>germ</u> in the <u>fern</u> ? Is the <u>germ</u> in the <u>fern</u> by the <u>herb</u> ?				





# THURSDAY

	LOOK & SAY	house	goes	works	where	two
 	READ	<p>Where is the bear? Where is <u>her</u> bear? She goes. She goes to look. She goes to look for <u>her</u> bear. The bear is in the house. She will cry. She will cry because he cut the bear. Look, the guy cut the bear. The guy cut the bear in the house. She is sad. She will cry. She will cry every night for <u>her</u> bear.</p>   <p>bear</p>				




# FRIDAY

	LOOK & SAY	house	goes	works	where	two
	READ & ANSWER	<ol style="list-style-type: none"> <li>1. Where is the bear? The bear is in the _____.</li> <li>2. Why will she cry? She will cry because he _____.</li> <li>3. Who cut the bear? _____ cut the bear.</li> <li>4. How does she feel? She feels _____.</li> <li>5. When will she cry? She will cry _____.</li> </ol>				





MONDAY

	LOOK & SAY	house	goes	works	where	two
	SOUND OUT	her	herb	fern	perch	
		verb	germ	term	herd	
	★	A <u>germ</u> is on the <u>herb</u> .				
	READ	She goes. She goes to her house. She goes to her thatch house. She works. She works in her house. She works in her thatch house. She has a <u>fern</u> . She has a <u>fern</u> in her house. She has a <u>fern</u> in her thatch house. She has a <u>fern</u> in her thatch house where she works. She has a <u>herb</u> . She has a <u>herb</u> in her house She has a <u>herb</u> in her house where she works.				






TUESDAY

	WRITE	Copy the  and  words from Monday into your exercise books.				
---	-------	--	--	--	--	--



WEDNESDAY

	LOOK & SAY	house	goes	works	where	two
	SOUND OUT	her	herb	fern	perch	
		verb	germ	term	herd	
	★	Her cat will <u>perch</u> on the <u>fern</u> .				
	READ	The cat will <u>perch</u> . Where will the cat <u>perch</u> ? The cat will <u>perch</u> on the <u>fern</u> . The cat will <u>perch</u> on the <u>fern</u> by the <u>herb</u> . Can you see the cat? Can you see the cat <u>perch</u> on the <u>fern</u> ? Can you see the cat <u>perch</u> on the <u>fern</u> by the <u>herb</u> ? Where is the <u>germ</u> ? Is the <u>germ</u> in the <u>fern</u> ? Is the <u>germ</u> in the <u>fern</u> by the <u>herb</u> ?				





# THURSDAY

	LOOK & SAY	house	goes	works	where	two
 	READ	<p>Where is the bear? Where is <u>her</u> bear? She goes. She goes to look. She goes to look for <u>her</u> bear. The bear is in the house. She will cry. She will cry because he cut the bear. Look, the guy cut the bear. The guy cut the bear in the house. She is sad. She will cry. She will cry every night for <u>her</u> bear.</p> <div style="display: flex; justify-content: space-around; align-items: center;">   </div> <p style="text-align: center; margin-left: 150px;">bear</p>				




# FRIDAY

	LOOK & SAY	house	goes	works	where	two
	READ & ANSWER	<ol style="list-style-type: none"> <li>1. Where is the bear? The bear is in the _____.</li> <li>2. Why will she cry? She will cry because he _____.</li> <li>3. Who cut the bear? _____ cut the bear.</li> <li>4. How does she feel? She feels _____.</li> <li>5. When will she cry? She will cry _____.</li> </ol>				





MONDAY

	LOOK & SAY	house	goes	works	where	two
	SOUND OUT	her	herb	fern	perch	
		verb	germ	term	herd	
	★	A <u>germ</u> is on the <u>herb</u> .				
	READ	She goes. She goes to her house. She goes to her thatch house. She works. She works in her house. She works in her thatch house. She has a <u>fern</u> . She has a <u>fern</u> in her house. She has a <u>fern</u> in her thatch house. She has a <u>fern</u> in her thatch house where she works. She has a <u>herb</u> . She has a <u>herb</u> in her house She has a <u>herb</u> in her house where she works.				






TUESDAY

	WRITE	Copy the  and  words from Monday into your exercise books.				
---	-------	--	--	--	--	--



WEDNESDAY

	LOOK & SAY	house	goes	works	where	two
	SOUND OUT	her	herb	fern	perch	
		verb	germ	term	herd	
	★	Her cat will <u>perch</u> on the <u>fern</u> .				
	READ	The cat will <u>perch</u> . Where will the cat <u>perch</u> ? The cat will <u>perch</u> on the <u>fern</u> . The cat will <u>perch</u> on the <u>fern</u> by the <u>herb</u> . Can you see the cat? Can you see the cat <u>perch</u> on the <u>fern</u> ? Can you see the cat <u>perch</u> on the <u>fern</u> by the <u>herb</u> ? Where is the <u>germ</u> ? Is the <u>germ</u> in the <u>fern</u> ? Is the <u>germ</u> in the <u>fern</u> by the <u>herb</u> ?				

# THURSDAY





	LOOK & SAY	house	goes	works	where	two
 	READ	<p>Where is the bear? Where is <u>her</u> bear? She goes. She goes to look. She goes to look for <u>her</u> bear. The bear is in the house. She will cry. She will cry because he cut the bear. Look, the guy cut the bear. The guy cut the bear in the house. She is sad. She will cry. She will cry every night for <u>her</u> bear.</p> <div style="display: flex; justify-content: space-around; align-items: center;">   </div> <p style="text-align: center; margin-left: 650px;">bear</p>				

# FRIDAY




	LOOK & SAY	house	goes	works	where	two
	READ & ANSWER	<ol style="list-style-type: none"> <li>1. Where is the bear? The bear is in the _____.</li> <li>2. Why will she cry? She will cry because he _____.</li> <li>3. Who cut the bear? _____ cut the bear.</li> <li>4. How does she feel? She feels _____.</li> <li>5. When will she cry? She will cry _____.</li> </ol>				







MONDAY

	LOOK & SAY	house	goes	works	where	two
	SOUND OUT	her	herb	fern	perch	
		verb	germ	term	herd	
	★	A <u>germ</u> is on the <u>herb</u> .				
	READ	She goes. She goes to her house. She goes to her thatch house. She works. She works in her house. She works in her thatch house. She has a <u>fern</u> . She has a <u>fern</u> in her house. She has a <u>fern</u> in her thatch house. She has a <u>fern</u> in her thatch house where she works. She has a <u>herb</u> . She has a <u>herb</u> in her house She has a <u>herb</u> in her house where she works.				






TUESDAY

	WRITE	Copy the  and  words from Monday into your exercise books.				
---	-------	--	--	--	--	--



WEDNESDAY

	LOOK & SAY	house	goes	works	where	two
	SOUND OUT	her	herb	fern	perch	
		verb	germ	term	herd	
	★	Her cat will <u>perch</u> on the <u>fern</u> .				
	READ	The cat will <u>perch</u> . Where will the cat <u>perch</u> ? The cat will <u>perch</u> on the <u>fern</u> . The cat will <u>perch</u> on the <u>fern</u> by the <u>herb</u> . Can you see the cat? Can you see the cat <u>perch</u> on the <u>fern</u> ? Can you see the cat <u>perch</u> on the <u>fern</u> by the <u>herb</u> ? Where is the <u>germ</u> ? Is the <u>germ</u> in the <u>fern</u> ? Is the <u>germ</u> in the <u>fern</u> by the <u>herb</u> ?				





# THURSDAY

	LOOK & SAY	house	goes	works	where	two
 	READ	<p>Where is the bear? Where is <u>her</u> bear? She goes. She goes to look. She goes to look for <u>her</u> bear. The bear is in the house. She will cry. She will cry because he cut the bear. Look, the guy cut the bear. The guy cut the bear in the house. She is sad. She will cry. She will cry every night for <u>her</u> bear.</p> <div style="display: flex; justify-content: space-around; align-items: center;">   </div> <p style="text-align: center; margin-left: 650px;">bear</p>				




# FRIDAY

	LOOK & SAY	house	goes	works	where	two
	READ & ANSWER	<ol style="list-style-type: none"> <li>1. Where is the bear? The bear is in the _____.</li> <li>2. Why will she cry? She will cry because he _____.</li> <li>3. Who cut the bear? _____ cut the bear.</li> <li>4. How does she feel? She feels _____.</li> <li>5. When will she cry? She will cry _____.</li> </ol>				





MONDAY

	LOOK & SAY	house	goes	works	where	two
	SOUND OUT	her	herb	fern	perch	
		verb	germ	term	herd	
	★	A <u>germ</u> is on the <u>herb</u> .				
	READ	She goes. She goes to her house. She goes to her thatch house. She works. She works in her house. She works in her thatch house. She has a <u>fern</u> . She has a <u>fern</u> in her house. She has a <u>fern</u> in her thatch house. She has a <u>fern</u> in her thatch house where she works. She has a <u>herb</u> . She has a <u>herb</u> in her house She has a <u>herb</u> in her house where she works.				






TUESDAY

	WRITE	Copy the  and  words from Monday into your exercise books.				
---	-------	--	--	--	--	--



WEDNESDAY

	LOOK & SAY	house	goes	works	where	two
	SOUND OUT	her	herb	fern	perch	
		verb	germ	term	herd	
	★	Her cat will <u>perch</u> on the <u>fern</u> .				
	READ	The cat will <u>perch</u> . Where will the cat <u>perch</u> ? The cat will <u>perch</u> on the <u>fern</u> . The cat will <u>perch</u> on the <u>fern</u> by the <u>herb</u> . Can you see the cat? Can you see the cat <u>perch</u> on the <u>fern</u> ? Can you see the cat <u>perch</u> on the <u>fern</u> by the <u>herb</u> ? Where is the <u>germ</u> ? Is the <u>germ</u> in the <u>fern</u> ? Is the <u>germ</u> in the <u>fern</u> by the <u>herb</u> ?				





# THURSDAY

	LOOK & SAY	house	goes	works	where	two
 	READ	<p>Where is the bear? Where is <u>her</u> bear? She goes. She goes to look. She goes to look for <u>her</u> bear. The bear is in the house. She will cry. She will cry because he cut the bear. Look, the guy cut the bear. The guy cut the bear in the house. She is sad. She will cry. She will cry every night for <u>her</u> bear.</p> <div style="display: flex; justify-content: space-around; align-items: center;">   </div> <p style="text-align: center; margin-left: 650px;">bear</p>				




# FRIDAY

	LOOK & SAY	house	goes	works	where	two
	READ & ANSWER	<ol style="list-style-type: none"> <li>1. Where is the bear? The bear is in the _____.</li> <li>2. Why will she cry? She will cry because he _____.</li> <li>3. Who cut the bear? _____ cut the bear.</li> <li>4. How does she feel? She feels _____.</li> <li>5. When will she cry? She will cry _____.</li> </ol>				





MONDAY

	LOOK & SAY	house	goes	works	where	two
	SOUND OUT	her	herb	fern	perch	
		verb	germ	term	herd	
	★	A <u>germ</u> is on the <u>herb</u> .				
	READ	She goes. She goes to her house. She goes to her thatch house. She works. She works in her house. She works in her thatch house. She has a <u>fern</u> . She has a <u>fern</u> in her house. She has a <u>fern</u> in her thatch house. She has a <u>fern</u> in her thatch house where she works. She has a <u>herb</u> . She has a <u>herb</u> in her house She has a <u>herb</u> in her house where she works.				






TUESDAY

	WRITE	Copy the  and  words from Monday into your exercise books.				
---	-------	--	--	--	--	--



WEDNESDAY

	LOOK & SAY	house	goes	works	where	two
	SOUND OUT	her	herb	fern	perch	
		verb	germ	term	herd	
	★	Her cat will <u>perch</u> on the <u>fern</u> .				
	READ	The cat will <u>perch</u> . Where will the cat <u>perch</u> ? The cat will <u>perch</u> on the <u>fern</u> . The cat will <u>perch</u> on the <u>fern</u> by the <u>herb</u> . Can you see the cat? Can you see the cat <u>perch</u> on the <u>fern</u> ? Can you see the cat <u>perch</u> on the <u>fern</u> by the <u>herb</u> ? Where is the <u>germ</u> ? Is the <u>germ</u> in the <u>fern</u> ? Is the <u>germ</u> in the <u>fern</u> by the <u>herb</u> ?				





# THURSDAY

	LOOK & SAY	house	goes	works	where	two
 	READ	<p>Where is the bear? Where is <u>her</u> bear? She goes. She goes to look. She goes to look for <u>her</u> bear. The bear is in the house. She will cry. She will cry because he cut the bear. Look, the guy cut the bear. The guy cut the bear in the house. She is sad. She will cry. She will cry every night for <u>her</u> bear.</p> <div style="display: flex; justify-content: space-around; align-items: center;">   </div> <p style="text-align: center; margin-left: 150px;">bear</p>				




# FRIDAY

	LOOK & SAY	house	goes	works	where	two
	READ & ANSWER	<ol style="list-style-type: none"> <li>1. Where is the bear? The bear is in the _____.</li> <li>2. Why will she cry? She will cry because he _____.</li> <li>3. Who cut the bear? _____ cut the bear.</li> <li>4. How does she feel? She feels _____.</li> <li>5. When will she cry? She will cry _____.</li> </ol>				





MONDAY

	LOOK & SAY	house	goes	works	where	two
	SOUND OUT	her	herb	fern	perch	
		verb	germ	term	herd	
	★	A <u>germ</u> is on the <u>herb</u> .				
	READ	She goes. She goes to her house. She goes to her thatch house. She works. She works in her house. She works in her thatch house. She has a <u>fern</u> . She has a <u>fern</u> in her house. She has a <u>fern</u> in her thatch house. She has a <u>fern</u> in her thatch house where she works. She has a <u>herb</u> . She has a <u>herb</u> in her house She has a <u>herb</u> in her house where she works.				






TUESDAY

	WRITE	Copy the  and  words from Monday into your exercise books.				
---	-------	--	--	--	--	--



WEDNESDAY

	LOOK & SAY	house	goes	works	where	two
	SOUND OUT	her	herb	fern	perch	
		verb	germ	term	herd	
	★	Her cat will <u>perch</u> on the <u>fern</u> .				
	READ	The cat will <u>perch</u> . Where will the cat <u>perch</u> ? The cat will <u>perch</u> on the <u>fern</u> . The cat will <u>perch</u> on the <u>fern</u> by the <u>herb</u> . Can you see the cat? Can you see the cat <u>perch</u> on the <u>fern</u> ? Can you see the cat <u>perch</u> on the <u>fern</u> by the <u>herb</u> ? Where is the <u>germ</u> ? Is the <u>germ</u> in the <u>fern</u> ? Is the <u>germ</u> in the <u>fern</u> by the <u>herb</u> ?				

# THURSDAY





	LOOK & SAY	house	goes	works	where	two
 	READ	<p>Where is the bear? Where is <u>her</u> bear? She goes. She goes to look. She goes to look for <u>her</u> bear. The bear is in the house. She will cry. She will cry because he cut the bear. Look, the guy cut the bear. The guy cut the bear in the house. She is sad. She will cry. She will cry every night for <u>her</u> bear.</p> <div style="display: flex; justify-content: space-around; align-items: center;">   </div> <p style="text-align: center; margin-left: 150px;">bear</p>				

# FRIDAY




	LOOK & SAY	house	goes	works	where	two
	READ & ANSWER	<ol style="list-style-type: none"> <li>1. Where is the bear? The bear is in the _____.</li> <li>2. Why will she cry? She will cry because he _____.</li> <li>3. Who cut the bear? _____ cut the bear.</li> <li>4. How does she feel? She feels _____.</li> <li>5. When will she cry? She will cry _____.</li> </ol>				







MONDAY

	LOOK & SAY	house	goes	works	where	two
	SOUND OUT	her	herb	fern	perch	
		verb	germ	term	herd	
	★	A <u>germ</u> is on the <u>herb</u> .				
	READ	She goes. She goes to her house. She goes to her thatch house. She works. She works in her house. She works in her thatch house. She has a <u>fern</u> . She has a <u>fern</u> in her house. She has a <u>fern</u> in her thatch house. She has a <u>fern</u> in her thatch house where she works. She has a <u>herb</u> . She has a <u>herb</u> in her house She has a <u>herb</u> in her house where she works.				






TUESDAY

	WRITE	Copy the  and  words from Monday into your exercise books.				
---	-------	--	--	--	--	--



WEDNESDAY

	LOOK & SAY	house	goes	works	where	two
	SOUND OUT	her	herb	fern	perch	
		verb	germ	term	herd	
	★	Her cat will <u>perch</u> on the <u>fern</u> .				
	READ	The cat will <u>perch</u> . Where will the cat <u>perch</u> ? The cat will <u>perch</u> on the <u>fern</u> . The cat will <u>perch</u> on the <u>fern</u> by the <u>herb</u> . Can you see the cat? Can you see the cat <u>perch</u> on the <u>fern</u> ? Can you see the cat <u>perch</u> on the <u>fern</u> by the <u>herb</u> ? Where is the <u>germ</u> ? Is the <u>germ</u> in the <u>fern</u> ? Is the <u>germ</u> in the <u>fern</u> by the <u>herb</u> ?				





# THURSDAY

	LOOK & SAY	house	goes	works	where	two
 	READ	<p>Where is the bear? Where is <u>her</u> bear? She goes. She goes to look. She goes to look for <u>her</u> bear. The bear is in the house. She will cry. She will cry because he cut the bear. Look, the guy cut the bear. The guy cut the bear in the house. She is sad. She will cry. She will cry every night for <u>her</u> bear.</p> <div style="display: flex; justify-content: space-around; align-items: center;">   </div> <p style="text-align: center; margin-left: 150px;">bear</p>				




# FRIDAY

	LOOK & SAY	house	goes	works	where	two
	READ & ANSWER	<ol style="list-style-type: none"> <li>1. Where is the bear? The bear is in the _____.</li> <li>2. Why will she cry? She will cry because he _____.</li> <li>3. Who cut the bear? _____ cut the bear.</li> <li>4. How does she feel? She feels _____.</li> <li>5. When will she cry? She will cry _____.</li> </ol>				





MONDAY

	LOOK & SAY	house	goes	works	where	two
	SOUND OUT	her	herb	fern	perch	
		verb	germ	term	herd	
	★	A <u>germ</u> is on the <u>herb</u> .				
	READ	She goes. She goes to her house. She goes to her thatch house. She works. She works in her house. She works in her thatch house. She has a <u>fern</u> . She has a <u>fern</u> in her house. She has a <u>fern</u> in her thatch house. She has a <u>fern</u> in her thatch house where she works. She has a <u>herb</u> . She has a <u>herb</u> in her house She has a <u>herb</u> in her house where she works.				






TUESDAY

	WRITE	Copy the  and  words from Monday into your exercise books.				
---	-------	--	--	--	--	--



WEDNESDAY

	LOOK & SAY	house	goes	works	where	two
	SOUND OUT	her	herb	fern	perch	
		verb	germ	term	herd	
	★	Her cat will <u>perch</u> on the <u>fern</u> .				
	READ	The cat will <u>perch</u> . Where will the cat <u>perch</u> ? The cat will <u>perch</u> on the <u>fern</u> . The cat will <u>perch</u> on the <u>fern</u> by the <u>herb</u> . Can you see the cat? Can you see the cat <u>perch</u> on the <u>fern</u> ? Can you see the cat <u>perch</u> on the <u>fern</u> by the <u>herb</u> ? Where is the <u>germ</u> ? Is the <u>germ</u> in the <u>fern</u> ? Is the <u>germ</u> in the <u>fern</u> by the <u>herb</u> ?				





# THURSDAY

	LOOK & SAY	house	goes	works	where	two
 	READ	<p>Where is the bear? Where is <u>her</u> bear? She goes. She goes to look. She goes to look for <u>her</u> bear. The bear is in the house. She will cry. She will cry because he cut the bear. Look, the guy cut the bear. The guy cut the bear in the house. She is sad. She will cry. She will cry every night for <u>her</u> bear.</p> <div style="display: flex; justify-content: space-around; align-items: center;">   </div> <p style="text-align: center; margin-left: 650px;">bear</p>				




# FRIDAY

	LOOK & SAY	house	goes	works	where	two
	READ & ANSWER	<ol style="list-style-type: none"> <li>1. Where is the bear? The bear is in the _____.</li> <li>2. Why will she cry? She will cry because he _____.</li> <li>3. Who cut the bear? _____ cut the bear.</li> <li>4. How does she feel? She feels _____.</li> <li>5. When will she cry? She will cry _____.</li> </ol>				





MONDAY

	LOOK & SAY	house	goes	works	where	two
	SOUND OUT	her	herb	fern	perch	
		verb	germ	term	herd	
	★	A <u>germ</u> is on the <u>herb</u> .				
	READ	She goes. She goes to her house. She goes to her thatch house. She works. She works in her house. She works in her thatch house. She has a <u>fern</u> . She has a <u>fern</u> in her house. She has a <u>fern</u> in her thatch house. She has a <u>fern</u> in her thatch house where she works. She has a <u>herb</u> . She has a <u>herb</u> in her house She has a <u>herb</u> in her house where she works.				






TUESDAY

	WRITE	Copy the  and  words from Monday into your exercise books.				
---	-------	--	--	--	--	--



WEDNESDAY

	LOOK & SAY	house	goes	works	where	two
	SOUND OUT	her	herb	fern	perch	
		verb	germ	term	herd	
	★	Her cat will <u>perch</u> on the <u>fern</u> .				
	READ	The cat will <u>perch</u> . Where will the cat <u>perch</u> ? The cat will <u>perch</u> on the <u>fern</u> . The cat will <u>perch</u> on the <u>fern</u> by the <u>herb</u> . Can you see the cat? Can you see the cat <u>perch</u> on the <u>fern</u> ? Can you see the cat <u>perch</u> on the <u>fern</u> by the <u>herb</u> ? Where is the <u>germ</u> ? Is the <u>germ</u> in the <u>fern</u> ? Is the <u>germ</u> in the <u>fern</u> by the <u>herb</u> ?				





# THURSDAY

	LOOK & SAY	house	goes	works	where	two
 	READ	<p>Where is the bear? Where is <u>her</u> bear? She goes. She goes to look. She goes to look for <u>her</u> bear. The bear is in the house. She will cry. She will cry because he cut the bear. Look, the guy cut the bear. The guy cut the bear in the house. She is sad. She will cry. She will cry every night for <u>her</u> bear.</p> <div style="display: flex; justify-content: space-around; align-items: center;">   </div> <p style="text-align: center; margin-left: 650px;">bear</p>				




# FRIDAY

	LOOK & SAY	house	goes	works	where	two
	READ & ANSWER	<ol style="list-style-type: none"> <li>1. Where is the bear? The bear is in the _____.</li> <li>2. Why will she cry? She will cry because he _____.</li> <li>3. Who cut the bear? _____ cut the bear.</li> <li>4. How does she feel? She feels _____.</li> <li>5. When will she cry? She will cry _____.</li> </ol>				





MONDAY

	LOOK & SAY	house	goes	works	where	two
	SOUND OUT	her	herb	fern	perch	
		verb	germ	term	herd	
	★	A <u>germ</u> is on the <u>herb</u> .				
	READ	She goes. She goes to her house. She goes to her thatch house. She works. She works in her house. She works in her thatch house. She has a <u>fern</u> . She has a <u>fern</u> in her house. She has a <u>fern</u> in her thatch house. She has a <u>fern</u> in her thatch house where she works. She has a <u>herb</u> . She has a <u>herb</u> in her house She has a <u>herb</u> in her house where she works.				






TUESDAY

	WRITE	Copy the  and  words from Monday into your exercise books.				
---	-------	--	--	--	--	--



WEDNESDAY

	LOOK & SAY	house	goes	works	where	two
	SOUND OUT	her	herb	fern	perch	
		verb	germ	term	herd	
	★	Her cat will <u>perch</u> on the <u>fern</u> .				
	READ	The cat will <u>perch</u> . Where will the cat <u>perch</u> ? The cat will <u>perch</u> on the <u>fern</u> . The cat will <u>perch</u> on the <u>fern</u> by the <u>herb</u> . Can you see the cat? Can you see the cat <u>perch</u> on the <u>fern</u> ? Can you see the cat <u>perch</u> on the <u>fern</u> by the <u>herb</u> ? Where is the <u>germ</u> ? Is the <u>germ</u> in the <u>fern</u> ? Is the <u>germ</u> in the <u>fern</u> by the <u>herb</u> ?				

# THURSDAY





	LOOK & SAY	house	goes	works	where	two
 	READ	<p>Where is the bear? Where is <u>her</u> bear? She goes. She goes to look. She goes to look for <u>her</u> bear. The bear is in the house. She will cry. She will cry because he cut the bear. Look, the guy cut the bear. The guy cut the bear in the house. She is sad. She will cry. She will cry every night for <u>her</u> bear.</p> <div style="display: flex; justify-content: space-around; align-items: center;">   </div> <p style="text-align: center; margin-left: 150px;">bear</p>				

# FRIDAY




	LOOK & SAY	house	goes	works	where	two
	READ & ANSWER	<ol style="list-style-type: none"> <li>1. Where is the bear? The bear is in the _____.</li> <li>2. Why will she cry? She will cry because he _____.</li> <li>3. Who cut the bear? _____ cut the bear.</li> <li>4. How does she feel? She feels _____.</li> <li>5. When will she cry? She will cry _____.</li> </ol>				







MONDAY

	LOOK & SAY	house	goes	works	where	two
	SOUND OUT	her	herb	fern	perch	
		verb	germ	term	herd	
	★	A <u>germ</u> is on the <u>herb</u> .				
	READ	She goes. She goes to her house. She goes to her thatch house. She works. She works in her house. She works in her thatch house. She has a <u>fern</u> . She has a <u>fern</u> in her house. She has a <u>fern</u> in her thatch house. She has a <u>fern</u> in her thatch house where she works. She has a <u>herb</u> . She has a <u>herb</u> in her house She has a <u>herb</u> in her house where she works.				






TUESDAY

	WRITE	Copy the  and  words from Monday into your exercise books.				
---	-------	--	--	--	--	--



WEDNESDAY

	LOOK & SAY	house	goes	works	where	two
	SOUND OUT	her	herb	fern	perch	
		verb	germ	term	herd	
	★	Her cat will <u>perch</u> on the <u>fern</u> .				
	READ	The cat will <u>perch</u> . Where will the cat <u>perch</u> ? The cat will <u>perch</u> on the <u>fern</u> . The cat will <u>perch</u> on the <u>fern</u> by the <u>herb</u> . Can you see the cat? Can you see the cat <u>perch</u> on the <u>fern</u> ? Can you see the cat <u>perch</u> on the <u>fern</u> by the <u>herb</u> ? Where is the <u>germ</u> ? Is the <u>germ</u> in the <u>fern</u> ? Is the <u>germ</u> in the <u>fern</u> by the <u>herb</u> ?				

# THURSDAY

	LOOK & SAY	house	goes	works	where	two
 	READ	<p>Where is the bear? Where is <u>her</u> bear? She goes. She goes to look. She goes to look for <u>her</u> bear. The bear is in the house. She will cry. She will cry because he cut the bear. Look, the guy cut the bear. The guy cut the bear in the house. She is sad. She will cry. She will cry every night for <u>her</u> bear.</p> <div style="display: flex; justify-content: space-around; align-items: center;">   </div> <p style="text-align: center; margin-left: 150px;">bear</p>				




# FRIDAY

	LOOK & SAY	house	goes	works	where	two
	READ & ANSWER	<ol style="list-style-type: none"> <li>1. Where is the bear? The bear is in the _____.</li> <li>2. Why will she cry? She will cry because he _____.</li> <li>3. Who cut the bear? _____ cut the bear.</li> <li>4. How does she feel? She feels _____.</li> <li>5. When will she cry? She will cry _____.</li> </ol>				

MONDAY

	LOOK & SAY	each	week	nice	sister	home
	SOUND OUT	stay	pray	play	tray	
		day	playing	staying	crayon	
	★	I <u>stay</u> and <u>play</u> each <u>day</u> .				
	READ	I <u>play</u> . I <u>play</u> each <u>day</u> . I <u>play</u> each <u>day</u> at home. My sister <u>plays</u> . My sister <u>plays</u> each <u>day</u> . My sister <u>plays</u> each <u>day</u> at home. My sister and I <u>play</u> . My sister and I <u>play</u> each <u>day</u> . My sister and I <u>play</u> each <u>day</u> at home. It is nice to <u>play</u> . It is nice to <u>play</u> each <u>day</u> . It is nice to <u>play</u> each <u>day</u> at home.				





TUESDAY

	WRITE	Copy the  and  words from Monday into your exercise books.				
---	-------	--	--	--	--	--



WEDNESDAY

	LOOK & SAY	each	week	nice	sister	home
	SOUND OUT	stay	pray	play	tray	
		day	playing	staying	crayon	
	★	It is a nice day to play.				
	READ	Where do you <u>play</u> ? Do you <u>play</u> at home? Where do you <u>stay</u> ? Do you <u>stay</u> at home? I am <u>playing</u> . I am <u>playing</u> at home. I am <u>staying</u> . I am <u>staying</u> at home. I am <u>playing</u> with a <u>crayon</u> . I am <u>staying</u> at home and <u>playing</u> with a <u>crayon</u> . Do you <u>stay</u> at home and <u>play</u> with a <u>crayon</u> ?				

# THURSDAY

	LOOK & SAY	each	week	nice	sister	home
 	READ					<p>She is a nice sister. He cut the bear. She will be very sad. She will cry. She will cry at home. She will not be happy. She will not be happy at home. Mom will try to help. Mom will stitch a patch. She will not cry. She will be happy. She will be happy because mom is nice to help.</p>




# FRIDAY

	LOOK & SAY	each	week	nice	sister	home
	READ & ANSWER	<ol style="list-style-type: none"> <li>1. What did he do to the bear? He _____ the bear.</li> <li>2. How will she feel? She will feel _____.</li> <li>3. Where will she feel sad? She will feel sad at _____.</li> <li>4. Who will try to help? _____ will try to help.</li> <li>5. Who is nice to help? _____ is nice to help.</li> </ol>				

MONDAY

	LOOK & SAY	each	week	nice	sister	home
	SOUND OUT	stay	pray	play	tray	
		day	playing	staying	crayon	
	★	I <u>stay</u> and <u>play</u> each <u>day</u> .				
	READ	I <u>play</u> . I <u>play</u> each <u>day</u> . I <u>play</u> each <u>day</u> at home. My sister <u>plays</u> . My sister <u>plays</u> each <u>day</u> . My sister <u>plays</u> each <u>day</u> at home. My sister and I <u>play</u> . My sister and I <u>play</u> each <u>day</u> . My sister and I <u>play</u> each <u>day</u> at home. It is nice to <u>play</u> . It is nice to <u>play</u> each <u>day</u> . It is nice to <u>play</u> each <u>day</u> at home.				





TUESDAY

	WRITE	Copy the  and  words from Monday into your exercise books.				
---	-------	--	--	--	--	--



WEDNESDAY

	LOOK & SAY	each	week	nice	sister	home
	SOUND OUT	stay	pray	play	tray	
		day	playing	staying	crayon	
	★	It is a nice day to play.				
	READ	Where do you <u>play</u> ? Do you <u>play</u> at home? Where do you <u>stay</u> ? Do you <u>stay</u> at home? I am <u>playing</u> . I am <u>playing</u> at home. I am <u>staying</u> . I am <u>staying</u> at home. I am <u>playing</u> with a <u>crayon</u> . I am <u>staying</u> at home and <u>playing</u> with a <u>crayon</u> . Do you <u>stay</u> at home and <u>play</u> with a <u>crayon</u> ?				

# THURSDAY

	LOOK & SAY	each	week	nice	sister	home
 	READ					<p>She is a nice sister. He cut the bear. She will be very sad. She will cry. She will cry at home. She will not be happy. She will not be happy at home. Mom will try to help. Mom will stitch a patch. She will not cry. She will be happy. She will be happy because mom is nice to help.</p>




# FRIDAY

	LOOK & SAY	each	week	nice	sister	home
	READ & ANSWER	<ol style="list-style-type: none"> <li>1. What did he do to the bear? He _____ the bear.</li> <li>2. How will she feel? She will feel _____.</li> <li>3. Where will she feel sad? She will feel sad at _____.</li> <li>4. Who will try to help? _____ will try to help.</li> <li>5. Who is nice to help? _____ is nice to help.</li> </ol>				

MONDAY

	LOOK & SAY	each	week	nice	sister	home
	SOUND OUT	stay	pray	play	tray	
		day	playing	staying	crayon	
	★	I <u>stay</u> and <u>play</u> each <u>day</u> .				
	READ	I <u>play</u> . I <u>play</u> each <u>day</u> . I <u>play</u> each <u>day</u> at home. My sister <u>plays</u> . My sister <u>plays</u> each <u>day</u> . My sister <u>plays</u> each <u>day</u> at home. My sister and I <u>play</u> . My sister and I <u>play</u> each <u>day</u> . My sister and I <u>play</u> each <u>day</u> at home. It is nice to <u>play</u> . It is nice to <u>play</u> each <u>day</u> . It is nice to <u>play</u> each <u>day</u> at home.				





TUESDAY

	WRITE	Copy the  and  words from Monday into your exercise books.				
---	-------	--	--	--	--	--



WEDNESDAY

	LOOK & SAY	each	week	nice	sister	home
	SOUND OUT	stay	pray	play	tray	
		day	playing	staying	crayon	
	★	It is a nice day to play.				
	READ	Where do you <u>play</u> ? Do you <u>play</u> at home? Where do you <u>stay</u> ? Do you <u>stay</u> at home? I am <u>playing</u> . I am <u>playing</u> at home. I am <u>staying</u> . I am <u>staying</u> at home. I am <u>playing</u> with a <u>crayon</u> . I am <u>staying</u> at home and <u>playing</u> with a <u>crayon</u> . Do you <u>stay</u> at home and <u>play</u> with a <u>crayon</u> ?				

# THURSDAY

	LOOK & SAY	each	week	nice	sister	home
 	READ					<p>She is a nice sister. He cut the bear. She will be very sad. She will cry. She will cry at home. She will not be happy. She will not be happy at home. Mom will try to help. Mom will stitch a patch. She will not cry. She will be happy. She will be happy because mom is nice to help.</p>

# FRIDAY




	LOOK & SAY	each	week	nice	sister	home
	READ & ANSWER	<ol style="list-style-type: none"> <li>1. What did he do to the bear? He _____ the bear.</li> <li>2. How will she feel? She will feel _____.</li> <li>3. Where will she feel sad? She will feel sad at _____.</li> <li>4. Who will try to help? _____ will try to help.</li> <li>5. Who is nice to help? _____ is nice to help.</li> </ol>				



MONDAY

	LOOK & SAY	each	week	nice	sister	home
	SOUND OUT	stay	pray	play	tray	
		day	playing	staying	crayon	
	★	I <u>stay</u> and <u>play</u> each <u>day</u> .				
	READ	I <u>play</u> . I <u>play</u> each <u>day</u> . I <u>play</u> each <u>day</u> at home. My sister <u>plays</u> . My sister <u>plays</u> each <u>day</u> . My sister <u>plays</u> each <u>day</u> at home. My sister and I <u>play</u> . My sister and I <u>play</u> each <u>day</u> . My sister and I <u>play</u> each <u>day</u> at home. It is nice to <u>play</u> . It is nice to <u>play</u> each <u>day</u> . It is nice to <u>play</u> each <u>day</u> at home.				





TUESDAY

	WRITE	Copy the  and  words from Monday into your exercise books.				
---	-------	--	--	--	--	--



WEDNESDAY

	LOOK & SAY	each	week	nice	sister	home
	SOUND OUT	stay	pray	play	tray	
		day	playing	staying	crayon	
	★	It is a nice day to play.				
	READ	Where do you <u>play</u> ? Do you <u>play</u> at home? Where do you <u>stay</u> ? Do you <u>stay</u> at home? I am <u>playing</u> . I am <u>playing</u> at home. I am <u>staying</u> . I am <u>staying</u> at home. I am <u>playing</u> with a <u>crayon</u> . I am <u>staying</u> at home and <u>playing</u> with a <u>crayon</u> . Do you <u>stay</u> at home and <u>play</u> with a <u>crayon</u> ?				

# THURSDAY

	LOOK & SAY	each	week	nice	sister	home
 	READ					<p>She is a nice sister. He cut the bear. She will be very sad. She will cry. She will cry at home. She will not be happy. She will not be happy at home. Mom will try to help. Mom will stitch a patch. She will not cry. She will be happy. She will be happy because mom is nice to help.</p>




# FRIDAY

	LOOK & SAY	each	week	nice	sister	home
	READ & ANSWER	<ol style="list-style-type: none"> <li>1. What did he do to the bear? He _____ the bear.</li> <li>2. How will she feel? She will feel _____.</li> <li>3. Where will she feel sad? She will feel sad at _____.</li> <li>4. Who will try to help? _____ will try to help.</li> <li>5. Who is nice to help? _____ is nice to help.</li> </ol>				

MONDAY

	LOOK & SAY	each	week	nice	sister	home
	SOUND OUT	stay	pray	play	tray	
		day	playing	staying	crayon	
	★	I <u>stay</u> and <u>play</u> each <u>day</u> .				
	READ	I <u>play</u> . I <u>play</u> each <u>day</u> . I <u>play</u> each <u>day</u> at home. My sister <u>plays</u> . My sister <u>plays</u> each <u>day</u> . My sister <u>plays</u> each <u>day</u> at home. My sister and I <u>play</u> . My sister and I <u>play</u> each <u>day</u> . My sister and I <u>play</u> each <u>day</u> at home. It is nice to <u>play</u> . It is nice to <u>play</u> each <u>day</u> . It is nice to <u>play</u> each <u>day</u> at home.				





TUESDAY

	WRITE	Copy the  and  words from Monday into your exercise books.				
---	-------	--	--	--	--	--



WEDNESDAY

	LOOK & SAY	each	week	nice	sister	home
	SOUND OUT	stay	pray	play	tray	
		day	playing	staying	crayon	
	★	It is a nice day to play.				
	READ	Where do you <u>play</u> ? Do you <u>play</u> at home? Where do you <u>stay</u> ? Do you <u>stay</u> at home? I am <u>playing</u> . I am <u>playing</u> at home. I am <u>staying</u> . I am <u>staying</u> at home. I am <u>playing</u> with a <u>crayon</u> . I am <u>staying</u> at home and <u>playing</u> with a <u>crayon</u> . Do you <u>stay</u> at home and <u>play</u> with a <u>crayon</u> ?				

# THURSDAY

	LOOK & SAY	each	week	nice	sister	home
 	READ					<p>She is a nice sister. He cut the bear. She will be very sad. She will cry. She will cry at home. She will not be happy. She will not be happy at home. Mom will try to help. Mom will stitch a patch. She will not cry. She will be happy. She will be happy because mom is nice to help.</p>




# FRIDAY

	LOOK & SAY	each	week	nice	sister	home
	READ & ANSWER	<ol style="list-style-type: none"> <li>1. What did he do to the bear? He _____ the bear.</li> <li>2. How will she feel? She will feel _____.</li> <li>3. Where will she feel sad? She will feel sad at _____.</li> <li>4. Who will try to help? _____ will try to help.</li> <li>5. Who is nice to help? _____ is nice to help.</li> </ol>				

MONDAY

	LOOK & SAY	each	week	nice	sister	home
	SOUND OUT	stay	pray	play	tray	
		day	playing	staying	crayon	
	★	I <u>stay</u> and <u>play</u> each <u>day</u> .				
	READ	I <u>play</u> . I <u>play</u> each <u>day</u> . I <u>play</u> each <u>day</u> at home. My sister <u>plays</u> . My sister <u>plays</u> each <u>day</u> . My sister <u>plays</u> each <u>day</u> at home. My sister and I <u>play</u> . My sister and I <u>play</u> each <u>day</u> . My sister and I <u>play</u> each <u>day</u> at home. It is nice to <u>play</u> . It is nice to <u>play</u> each <u>day</u> . It is nice to <u>play</u> each <u>day</u> at home.				





TUESDAY

	WRITE	Copy the  and  words from Monday into your exercise books.				
---	-------	--	--	--	--	--



WEDNESDAY

	LOOK & SAY	each	week	nice	sister	home
	SOUND OUT	stay	pray	play	tray	
		day	playing	staying	crayon	
	★	It is a nice day to play.				
	READ	Where do you <u>play</u> ? Do you <u>play</u> at home? Where do you <u>stay</u> ? Do you <u>stay</u> at home? I am <u>playing</u> . I am <u>playing</u> at home. I am <u>staying</u> . I am <u>staying</u> at home. I am <u>playing</u> with a <u>crayon</u> . I am <u>staying</u> at home and <u>playing</u> with a <u>crayon</u> . Do you <u>stay</u> at home and <u>play</u> with a <u>crayon</u> ?				

# THURSDAY

	LOOK & SAY	each	week	nice	sister	home
 	READ					<p>She is a nice sister. He cut the bear. She will be very sad. She will cry. She will cry at home. She will not be happy. She will not be happy at home. Mom will try to help. Mom will stitch a patch. She will not cry. She will be happy. She will be happy because mom is nice to help.</p>




# FRIDAY

	LOOK & SAY	each	week	nice	sister	home
	READ & ANSWER	<ol style="list-style-type: none"> <li>1. What did he do to the bear? He _____ the bear.</li> <li>2. How will she feel? She will feel _____.</li> <li>3. Where will she feel sad? She will feel sad at _____.</li> <li>4. Who will try to help? _____ will try to help.</li> <li>5. Who is nice to help? _____ is nice to help.</li> </ol>				

MONDAY

	LOOK & SAY	each	week	nice	sister	home
	SOUND OUT	stay	pray	play	tray	
		day	playing	staying	crayon	
	★	I <u>stay</u> and <u>play</u> each <u>day</u> .				
	READ	I <u>play</u> . I <u>play</u> each <u>day</u> . I <u>play</u> each <u>day</u> at home. My sister <u>plays</u> . My sister <u>plays</u> each <u>day</u> . My sister <u>plays</u> each <u>day</u> at home. My sister and I <u>play</u> . My sister and I <u>play</u> each <u>day</u> . My sister and I <u>play</u> each <u>day</u> at home. It is nice to <u>play</u> . It is nice to <u>play</u> each <u>day</u> . It is nice to <u>play</u> each <u>day</u> at home.				





TUESDAY

	WRITE	Copy the  and  words from Monday into your exercise books.				
---	-------	--	--	--	--	--



WEDNESDAY

	LOOK & SAY	each	week	nice	sister	home
	SOUND OUT	stay	pray	play	tray	
		day	playing	staying	crayon	
	★	It is a nice day to play.				
	READ	Where do you <u>play</u> ? Do you <u>play</u> at home? Where do you <u>stay</u> ? Do you <u>stay</u> at home? I am <u>playing</u> . I am <u>playing</u> at home. I am <u>staying</u> . I am <u>staying</u> at home. I am <u>playing</u> with a <u>crayon</u> . I am <u>staying</u> at home and <u>playing</u> with a <u>crayon</u> . Do you <u>stay</u> at home and <u>play</u> with a <u>crayon</u> ?				

# THURSDAY

	LOOK & SAY	each	week	nice	sister	home
 	READ					<p>She is a nice sister. He cut the bear. She will be very sad. She will cry. She will cry at home. She will not be happy. She will not be happy at home. Mom will try to help. Mom will stitch a patch. She will not cry. She will be happy. She will be happy because mom is nice to help.</p>

# FRIDAY




	LOOK & SAY	each	week	nice	sister	home
	READ & ANSWER	<ol style="list-style-type: none"> <li>1. What did he do to the bear? He _____ the bear.</li> <li>2. How will she feel? She will feel _____.</li> <li>3. Where will she feel sad? She will feel sad at _____.</li> <li>4. Who will try to help? _____ will try to help.</li> <li>5. Who is nice to help? _____ is nice to help.</li> </ol>				



MONDAY

	LOOK & SAY	each	week	nice	sister	home
	SOUND OUT	stay	pray	play	tray	
		day	playing	staying	crayon	
	★	I <u>stay</u> and <u>play</u> each <u>day</u> .				
	READ	I <u>play</u> . I <u>play</u> each <u>day</u> . I <u>play</u> each <u>day</u> at home. My sister <u>plays</u> . My sister <u>plays</u> each <u>day</u> . My sister <u>plays</u> each <u>day</u> at home. My sister and I <u>play</u> . My sister and I <u>play</u> each <u>day</u> . My sister and I <u>play</u> each <u>day</u> at home. It is nice to <u>play</u> . It is nice to <u>play</u> each <u>day</u> . It is nice to <u>play</u> each <u>day</u> at home.				





TUESDAY

	WRITE	Copy the  and  words from Monday into your exercise books.				
---	-------	--	--	--	--	--



WEDNESDAY

	LOOK & SAY	each	week	nice	sister	home
	SOUND OUT	stay	pray	play	tray	
		day	playing	staying	crayon	
	★	It is a nice day to play.				
	READ	Where do you <u>play</u> ? Do you <u>play</u> at home? Where do you <u>stay</u> ? Do you <u>stay</u> at home? I am <u>playing</u> . I am <u>playing</u> at home. I am <u>staying</u> . I am <u>staying</u> at home. I am <u>playing</u> with a <u>crayon</u> . I am <u>staying</u> at home and <u>playing</u> with a <u>crayon</u> . Do you <u>stay</u> at home and <u>play</u> with a <u>crayon</u> ?				

# THURSDAY

	LOOK & SAY	each	week	nice	sister	home
 	READ					<p>She is a nice sister. He cut the bear. She will be very sad. She will cry. She will cry at home. She will not be happy. She will not be happy at home. Mom will try to help. Mom will stitch a patch. She will not cry. She will be happy. She will be happy because mom is nice to help.</p>




# FRIDAY

	LOOK & SAY	each	week	nice	sister	home
	READ & ANSWER	<ol style="list-style-type: none"> <li>1. What did he do to the bear? He _____ the bear.</li> <li>2. How will she feel? She will feel _____.</li> <li>3. Where will she feel sad? She will feel sad at _____.</li> <li>4. Who will try to help? _____ will try to help.</li> <li>5. Who is nice to help? _____ is nice to help.</li> </ol>				

MONDAY

	LOOK & SAY	each	week	nice	sister	home
	SOUND OUT	stay	pray	play	tray	
		day	playing	staying	crayon	
	★	I <u>stay</u> and <u>play</u> each <u>day</u> .				
	READ	I <u>play</u> . I <u>play</u> each <u>day</u> . I <u>play</u> each <u>day</u> at home. My sister <u>plays</u> . My sister <u>plays</u> each <u>day</u> . My sister <u>plays</u> each <u>day</u> at home. My sister and I <u>play</u> . My sister and I <u>play</u> each <u>day</u> . My sister and I <u>play</u> each <u>day</u> at home. It is nice to <u>play</u> . It is nice to <u>play</u> each <u>day</u> . It is nice to <u>play</u> each <u>day</u> at home.				





TUESDAY

	WRITE	Copy the  and  words from Monday into your exercise books.				
---	-------	--	--	--	--	--



WEDNESDAY

	LOOK & SAY	each	week	nice	sister	home
	SOUND OUT	stay	pray	play	tray	
		day	playing	staying	crayon	
	★	It is a nice day to play.				
	READ	Where do you <u>play</u> ? Do you <u>play</u> at home? Where do you <u>stay</u> ? Do you <u>stay</u> at home? I am <u>playing</u> . I am <u>playing</u> at home. I am <u>staying</u> . I am <u>staying</u> at home. I am <u>playing</u> with a <u>crayon</u> . I am <u>staying</u> at home and <u>playing</u> with a <u>crayon</u> . Do you <u>stay</u> at home and <u>play</u> with a <u>crayon</u> ?				

# THURSDAY

	LOOK & SAY	each	week	nice	sister	home
 	READ					<p>She is a nice sister. He cut the bear. She will be very sad. She will cry. She will cry at home. She will not be happy. She will not be happy at home. Mom will try to help. Mom will stitch a patch. She will not cry. She will be happy. She will be happy because mom is nice to help.</p>




# FRIDAY

	LOOK & SAY	each	week	nice	sister	home
	READ & ANSWER	<ol style="list-style-type: none"> <li>1. What did he do to the bear? He _____ the bear.</li> <li>2. How will she feel? She will feel _____.</li> <li>3. Where will she feel sad? She will feel sad at _____.</li> <li>4. Who will try to help? _____ will try to help.</li> <li>5. Who is nice to help? _____ is nice to help.</li> </ol>				

MONDAY

	LOOK & SAY	each	week	nice	sister	home
	SOUND OUT	stay	pray	play	tray	
		day	playing	staying	crayon	
	★	I <u>stay</u> and <u>play</u> each <u>day</u> .				
	READ	I <u>play</u> . I <u>play</u> each <u>day</u> . I <u>play</u> each <u>day</u> at home. My sister <u>plays</u> . My sister <u>plays</u> each <u>day</u> . My sister <u>plays</u> each <u>day</u> at home. My sister and I <u>play</u> . My sister and I <u>play</u> each <u>day</u> . My sister and I <u>play</u> each <u>day</u> at home. It is nice to <u>play</u> . It is nice to <u>play</u> each <u>day</u> . It is nice to <u>play</u> each <u>day</u> at home.				





TUESDAY

	WRITE	Copy the  and  words from Monday into your exercise books.				
---	-------	--	--	--	--	--



WEDNESDAY

	LOOK & SAY	each	week	nice	sister	home
	SOUND OUT	stay	pray	play	tray	
		day	playing	staying	crayon	
	★	It is a nice day to play.				
	READ	Where do you <u>play</u> ? Do you <u>play</u> at home? Where do you <u>stay</u> ? Do you <u>stay</u> at home? I am <u>playing</u> . I am <u>playing</u> at home. I am <u>staying</u> . I am <u>staying</u> at home. I am <u>playing</u> with a <u>crayon</u> . I am <u>staying</u> at home and <u>playing</u> with a <u>crayon</u> . Do you <u>stay</u> at home and <u>play</u> with a <u>crayon</u> ?				

# THURSDAY

	LOOK & SAY	each	week	nice	sister	home
 	READ					<p>She is a nice sister. He cut the bear. She will be very sad. She will cry. She will cry at home. She will not be happy. She will not be happy at</p> <p>home. Mom will try to help. Mom will stitch a patch. She will not cry. She will be happy. She will be happy because mom is nice to help.</p>




# FRIDAY

	LOOK & SAY	each	week	nice	sister	home
	READ & ANSWER	<ol style="list-style-type: none"> <li>1. What did he do to the bear? He _____ the bear.</li> <li>2. How will she feel? She will feel _____.</li> <li>3. Where will she feel sad? She will feel sad at _____.</li> <li>4. Who will try to help? _____ will try to help.</li> <li>5. Who is nice to help? _____ is nice to help.</li> </ol>				

MONDAY

	LOOK & SAY	each	week	nice	sister	home
	SOUND OUT	stay	pray	play	tray	
		day	playing	staying	crayon	
	★	I <u>stay</u> and <u>play</u> each <u>day</u> .				
	READ	I <u>play</u> . I <u>play</u> each <u>day</u> . I <u>play</u> each <u>day</u> at home. My sister <u>plays</u> . My sister <u>plays</u> each <u>day</u> . My sister <u>plays</u> each <u>day</u> at home. My sister and I <u>play</u> . My sister and I <u>play</u> each <u>day</u> . My sister and I <u>play</u> each <u>day</u> at home. It is nice to <u>play</u> . It is nice to <u>play</u> each <u>day</u> . It is nice to <u>play</u> each <u>day</u> at home.				





TUESDAY

	WRITE	Copy the  and  words from Monday into your exercise books.				
---	-------	--	--	--	--	--



WEDNESDAY

	LOOK & SAY	each	week	nice	sister	home
	SOUND OUT	stay	pray	play	tray	
		day	playing	staying	crayon	
	★	It is a nice day to play.				
	READ	Where do you <u>play</u> ? Do you <u>play</u> at home? Where do you <u>stay</u> ? Do you <u>stay</u> at home? I am <u>playing</u> . I am <u>playing</u> at home. I am <u>staying</u> . I am <u>staying</u> at home. I am <u>playing</u> with a <u>crayon</u> . I am <u>staying</u> at home and <u>playing</u> with a <u>crayon</u> . Do you <u>stay</u> at home and <u>play</u> with a <u>crayon</u> ?				

# THURSDAY

	LOOK & SAY	each	week	nice	sister	home
 	READ					<p>She is a nice sister. He cut the bear. She will be very sad. She will cry. She will cry at home. She will not be happy. She will not be happy at home. Mom will try to help. Mom will stitch a patch. She will not cry. She will be happy. She will be happy because mom is nice to help.</p>

# FRIDAY




	LOOK & SAY	each	week	nice	sister	home
	READ & ANSWER	<ol style="list-style-type: none"> <li>1. What did he do to the bear? He _____ the bear.</li> <li>2. How will she feel? She will feel _____.</li> <li>3. Where will she feel sad? She will feel sad at _____.</li> <li>4. Who will try to help? _____ will try to help.</li> <li>5. Who is nice to help? _____ is nice to help.</li> </ol>				



MONDAY

	LOOK & SAY	each	week	nice	sister	home
	SOUND OUT	stay	pray	play	tray	
		day	playing	staying	crayon	
	★	I <u>stay</u> and <u>play</u> each <u>day</u> .				
	READ	I <u>play</u> . I <u>play</u> each <u>day</u> . I <u>play</u> each <u>day</u> at home. My sister <u>plays</u> . My sister <u>plays</u> each <u>day</u> . My sister <u>plays</u> each <u>day</u> at home. My sister and I <u>play</u> . My sister and I <u>play</u> each <u>day</u> . My sister and I <u>play</u> each <u>day</u> at home. It is nice to <u>play</u> . It is nice to <u>play</u> each <u>day</u> . It is nice to <u>play</u> each <u>day</u> at home.				





TUESDAY

	WRITE	Copy the  and  words from Monday into your exercise books.				
---	-------	--	--	--	--	--



WEDNESDAY

	LOOK & SAY	each	week	nice	sister	home
	SOUND OUT	stay	pray	play	tray	
		day	playing	staying	crayon	
	★	It is a nice day to play.				
	READ	Where do you <u>play</u> ? Do you <u>play</u> at home? Where do you <u>stay</u> ? Do you <u>stay</u> at home? I am <u>playing</u> . I am <u>playing</u> at home. I am <u>staying</u> . I am <u>staying</u> at home. I am <u>playing</u> with a <u>crayon</u> . I am <u>staying</u> at home and <u>playing</u> with a <u>crayon</u> . Do you <u>stay</u> at home and <u>play</u> with a <u>crayon</u> ?				

# THURSDAY

	LOOK & SAY	each	week	nice	sister	home
 	READ					<p>She is a nice sister. He cut the bear. She will be very sad. She will cry. She will cry at home. She will not be happy. She will not be happy at home. Mom will try to help. Mom will stitch a patch. She will not cry. She will be happy. She will be happy because mom is nice to help.</p>




# FRIDAY

	LOOK & SAY	each	week	nice	sister	home
	READ & ANSWER	<ol style="list-style-type: none"> <li>1. What did he do to the bear? He _____ the bear.</li> <li>2. How will she feel? She will feel _____.</li> <li>3. Where will she feel sad? She will feel sad at _____.</li> <li>4. Who will try to help? _____ will try to help.</li> <li>5. Who is nice to help? _____ is nice to help.</li> </ol>				

MONDAY

	LOOK & SAY	each	week	nice	sister	home
	SOUND OUT	stay	pray	play	tray	
		day	playing	staying	crayon	
	★	I <u>stay</u> and <u>play</u> each <u>day</u> .				
	READ	I <u>play</u> . I <u>play</u> each <u>day</u> . I <u>play</u> each <u>day</u> at home. My sister <u>plays</u> . My sister <u>plays</u> each <u>day</u> . My sister <u>plays</u> each <u>day</u> at home. My sister and I <u>play</u> . My sister and I <u>play</u> each <u>day</u> . My sister and I <u>play</u> each <u>day</u> at home. It is nice to <u>play</u> . It is nice to <u>play</u> each <u>day</u> . It is nice to <u>play</u> each <u>day</u> at home.				





TUESDAY

	WRITE	Copy the  and  words from Monday into your exercise books.				
---	-------	--	--	--	--	--



WEDNESDAY

	LOOK & SAY	each	week	nice	sister	home
	SOUND OUT	stay	pray	play	tray	
		day	playing	staying	crayon	
	★	It is a nice day to play.				
	READ	Where do you <u>play</u> ? Do you <u>play</u> at home? Where do you <u>stay</u> ? Do you <u>stay</u> at home? I am <u>playing</u> . I am <u>playing</u> at home. I am <u>staying</u> . I am <u>staying</u> at home. I am <u>playing</u> with a <u>crayon</u> . I am <u>staying</u> at home and <u>playing</u> with a <u>crayon</u> . Do you <u>stay</u> at home and <u>play</u> with a <u>crayon</u> ?				

# THURSDAY

	LOOK & SAY	each	week	nice	sister	home
 	READ					<p>She is a nice sister. He cut the bear. She will be very sad. She will cry. She will cry at home. She will not be happy. She will not be happy at home. Mom will try to help. Mom will stitch a patch. She will not cry. She will be happy. She will be happy because mom is nice to help.</p>




# FRIDAY

	LOOK & SAY	each	week	nice	sister	home
	READ & ANSWER	<ol style="list-style-type: none"> <li>1. What did he do to the bear? He _____ the bear.</li> <li>2. How will she feel? She will feel _____.</li> <li>3. Where will she feel sad? She will feel sad at _____.</li> <li>4. Who will try to help? _____ will try to help.</li> <li>5. Who is nice to help? _____ is nice to help.</li> </ol>				

MONDAY

	LOOK & SAY	each	week	nice	sister	home
	SOUND OUT	stay	pray	play	tray	
		day	playing	staying	crayon	
	★	I <u>stay</u> and <u>play</u> each <u>day</u> .				
	READ	I <u>play</u> . I <u>play</u> each <u>day</u> . I <u>play</u> each <u>day</u> at home. My sister <u>plays</u> . My sister <u>plays</u> each <u>day</u> . My sister <u>plays</u> each <u>day</u> at home. My sister and I <u>play</u> . My sister and I <u>play</u> each <u>day</u> . My sister and I <u>play</u> each <u>day</u> at home. It is nice to <u>play</u> . It is nice to <u>play</u> each <u>day</u> . It is nice to <u>play</u> each <u>day</u> at home.				





TUESDAY

	WRITE	Copy the  and  words from Monday into your exercise books.				
---	-------	--	--	--	--	--



WEDNESDAY

	LOOK & SAY	each	week	nice	sister	home
	SOUND OUT	stay	pray	play	tray	
		day	playing	staying	crayon	
	★	It is a nice day to play.				
	READ	Where do you <u>play</u> ? Do you <u>play</u> at home? Where do you <u>stay</u> ? Do you <u>stay</u> at home? I am <u>playing</u> . I am <u>playing</u> at home. I am <u>staying</u> . I am <u>staying</u> at home. I am <u>playing</u> with a <u>crayon</u> . I am <u>staying</u> at home and <u>playing</u> with a <u>crayon</u> . Do you <u>stay</u> at home and <u>play</u> with a <u>crayon</u> ?				

# THURSDAY

	LOOK & SAY	each	week	nice	sister	home
 	READ					<p>She is a nice sister. He cut the bear. She will be very sad. She will cry. She will cry at home. She will not be happy. She will not be happy at home. Mom will try to help. Mom will stitch a patch. She will not cry. She will be happy. She will be happy because mom is nice to help.</p>




# FRIDAY

	LOOK & SAY	each	week	nice	sister	home
	READ & ANSWER	<ol style="list-style-type: none"> <li>1. What did he do to the bear? He _____ the bear.</li> <li>2. How will she feel? She will feel _____.</li> <li>3. Where will she feel sad? She will feel sad at _____.</li> <li>4. Who will try to help? _____ will try to help.</li> <li>5. Who is nice to help? _____ is nice to help.</li> </ol>				

MONDAY

	LOOK & SAY	each	week	nice	sister	home
	SOUND OUT	stay	pray	play	tray	
		day	playing	staying	crayon	
	★	I <u>stay</u> and <u>play</u> each <u>day</u> .				
	READ	I <u>play</u> . I <u>play</u> each <u>day</u> . I <u>play</u> each <u>day</u> at home. My sister <u>plays</u> . My sister <u>plays</u> each <u>day</u> . My sister <u>plays</u> each <u>day</u> at home. My sister and I <u>play</u> . My sister and I <u>play</u> each <u>day</u> . My sister and I <u>play</u> each <u>day</u> at home. It is nice to <u>play</u> . It is nice to <u>play</u> each <u>day</u> . It is nice to <u>play</u> each <u>day</u> at home.				





TUESDAY

	WRITE	Copy the  and  words from Monday into your exercise books.				
---	-------	--	--	--	--	--



WEDNESDAY

	LOOK & SAY	each	week	nice	sister	home
	SOUND OUT	stay	pray	play	tray	
		day	playing	staying	crayon	
	★	It is a nice day to play.				
	READ	Where do you <u>play</u> ? Do you <u>play</u> at home? Where do you <u>stay</u> ? Do you <u>stay</u> at home? I am <u>playing</u> . I am <u>playing</u> at home. I am <u>staying</u> . I am <u>staying</u> at home. I am <u>playing</u> with a <u>crayon</u> . I am <u>staying</u> at home and <u>playing</u> with a <u>crayon</u> . Do you <u>stay</u> at home and <u>play</u> with a <u>crayon</u> ?				

# THURSDAY

	LOOK & SAY	each	week	nice	sister	home
 	READ					<p>She is a nice sister. He cut the bear. She will be very sad. She will cry. She will cry at home. She will not be happy. She will not be happy at home. Mom will try to help. Mom will stitch a patch. She will not cry. She will be happy. She will be happy because mom is nice to help.</p>

# FRIDAY




	LOOK & SAY	each	week	nice	sister	home
	READ & ANSWER	<ol style="list-style-type: none"> <li>1. What did he do to the bear? He _____ the bear.</li> <li>2. How will she feel? She will feel _____.</li> <li>3. Where will she feel sad? She will feel sad at _____.</li> <li>4. Who will try to help? _____ will try to help.</li> <li>5. Who is nice to help? _____ is nice to help.</li> </ol>				



MONDAY

	LOOK & SAY	each	week	nice	sister	home
	SOUND OUT	stay	pray	play	tray	
		day	playing	staying	crayon	
	★	I <u>stay</u> and <u>play</u> each <u>day</u> .				
	READ	I <u>play</u> . I <u>play</u> each <u>day</u> . I <u>play</u> each <u>day</u> at home. My sister <u>plays</u> . My sister <u>plays</u> each <u>day</u> . My sister <u>plays</u> each <u>day</u> at home. My sister and I <u>play</u> . My sister and I <u>play</u> each <u>day</u> . My sister and I <u>play</u> each <u>day</u> at home. It is nice to <u>play</u> . It is nice to <u>play</u> each <u>day</u> . It is nice to <u>play</u> each <u>day</u> at home.				





TUESDAY

	WRITE	Copy the  and  words from Monday into your exercise books.				
---	-------	--	--	--	--	--



WEDNESDAY

	LOOK & SAY	each	week	nice	sister	home
	SOUND OUT	stay	pray	play	tray	
		day	playing	staying	crayon	
	★	It is a nice day to play.				
	READ	Where do you <u>play</u> ? Do you <u>play</u> at home? Where do you <u>stay</u> ? Do you <u>stay</u> at home? I am <u>playing</u> . I am <u>playing</u> at home. I am <u>staying</u> . I am <u>staying</u> at home. I am <u>playing</u> with a <u>crayon</u> . I am <u>staying</u> at home and <u>playing</u> with a <u>crayon</u> . Do you <u>stay</u> at home and <u>play</u> with a <u>crayon</u> ?				

# THURSDAY

	LOOK & SAY	each	week	nice	sister	home
 	READ					<p>She is a nice sister. He cut the bear. She will be very sad. She will cry. She will cry at home. She will not be happy. She will not be happy at home. Mom will try to help. Mom will stitch a patch. She will not cry. She will be happy. She will be happy because mom is nice to help.</p>




# FRIDAY

	LOOK & SAY	each	week	nice	sister	home
	READ & ANSWER	<ol style="list-style-type: none"> <li>1. What did he do to the bear? He _____ the bear.</li> <li>2. How will she feel? She will feel _____.</li> <li>3. Where will she feel sad? She will feel sad at _____.</li> <li>4. Who will try to help? _____ will try to help.</li> <li>5. Who is nice to help? _____ is nice to help.</li> </ol>				

MONDAY

	LOOK & SAY	each	week	nice	sister	home
	SOUND OUT	stay	pray	play	tray	
		day	playing	staying	crayon	
	★	I <u>stay</u> and <u>play</u> each <u>day</u> .				
	READ	I <u>play</u> . I <u>play</u> each <u>day</u> . I <u>play</u> each <u>day</u> at home. My sister <u>plays</u> . My sister <u>plays</u> each <u>day</u> . My sister <u>plays</u> each <u>day</u> at home. My sister and I <u>play</u> . My sister and I <u>play</u> each <u>day</u> . My sister and I <u>play</u> each <u>day</u> at home. It is nice to <u>play</u> . It is nice to <u>play</u> each <u>day</u> . It is nice to <u>play</u> each <u>day</u> at home.				





TUESDAY

	WRITE	Copy the  and  words from Monday into your exercise books.				
---	-------	--	--	--	--	--



WEDNESDAY

	LOOK & SAY	each	week	nice	sister	home
	SOUND OUT	stay	pray	play	tray	
		day	playing	staying	crayon	
	★	It is a nice day to play.				
	READ	Where do you <u>play</u> ? Do you <u>play</u> at home? Where do you <u>stay</u> ? Do you <u>stay</u> at home? I am <u>playing</u> . I am <u>playing</u> at home. I am <u>staying</u> . I am <u>staying</u> at home. I am <u>playing</u> with a <u>crayon</u> . I am <u>staying</u> at home and <u>playing</u> with a <u>crayon</u> . Do you <u>stay</u> at home and <u>play</u> with a <u>crayon</u> ?				

# THURSDAY

	LOOK & SAY	each	week	nice	sister	home
 	READ					<p>She is a nice sister. He cut the bear. She will be very sad. She will cry. She will cry at home. She will not be happy. She will not be happy at home. Mom will try to help. Mom will stitch a patch. She will not cry. She will be happy. She will be happy because mom is nice to help.</p>




# FRIDAY

	LOOK & SAY	each	week	nice	sister	home
	READ & ANSWER	<ol style="list-style-type: none"> <li>1. What did he do to the bear? He _____ the bear.</li> <li>2. How will she feel? She will feel _____.</li> <li>3. Where will she feel sad? She will feel sad at _____.</li> <li>4. Who will try to help? _____ will try to help.</li> <li>5. Who is nice to help? _____ is nice to help.</li> </ol>				

MONDAY

	LOOK & SAY	each	week	nice	sister	home
	SOUND OUT	stay	pray	play	tray	
		day	playing	staying	crayon	
	★	I <u>stay</u> and <u>play</u> each <u>day</u> .				
	READ	I <u>play</u> . I <u>play</u> each <u>day</u> . I <u>play</u> each <u>day</u> at home. My sister <u>plays</u> . My sister <u>plays</u> each <u>day</u> . My sister <u>plays</u> each <u>day</u> at home. My sister and I <u>play</u> . My sister and I <u>play</u> each <u>day</u> . My sister and I <u>play</u> each <u>day</u> at home. It is nice to <u>play</u> . It is nice to <u>play</u> each <u>day</u> . It is nice to <u>play</u> each <u>day</u> at home.				





TUESDAY

	WRITE	Copy the  and  words from Monday into your exercise books.				
---	-------	--	--	--	--	--



WEDNESDAY

	LOOK & SAY	each	week	nice	sister	home
	SOUND OUT	stay	pray	play	tray	
		day	playing	staying	crayon	
	★	It is a nice day to play.				
	READ	Where do you <u>play</u> ? Do you <u>play</u> at home? Where do you <u>stay</u> ? Do you <u>stay</u> at home? I am <u>playing</u> . I am <u>playing</u> at home. I am <u>staying</u> . I am <u>staying</u> at home. I am <u>playing</u> with a <u>crayon</u> . I am <u>staying</u> at home and <u>playing</u> with a <u>crayon</u> . Do you <u>stay</u> at home and <u>play</u> with a <u>crayon</u> ?				

# THURSDAY

	LOOK & SAY	each	week	nice	sister	home
 	READ					<p>She is a nice sister. He cut the bear. She will be very sad. She will cry. She will cry at home. She will not be happy. She will not be happy at home. Mom will try to help. Mom will stitch a patch. She will not cry. She will be happy. She will be happy because mom is nice to help.</p>




# FRIDAY

	LOOK & SAY	each	week	nice	sister	home
	READ & ANSWER	<ol style="list-style-type: none"> <li>1. What did he do to the bear? He _____ the bear.</li> <li>2. How will she feel? She will feel _____.</li> <li>3. Where will she feel sad? She will feel sad at _____.</li> <li>4. Who will try to help? _____ will try to help.</li> <li>5. Who is nice to help? _____ is nice to help.</li> </ol>				

MONDAY

	LOOK & SAY	each	week	nice	sister	home
	SOUND OUT	stay	pray	play	tray	
		day	playing	staying	crayon	
	★	I <u>stay</u> and <u>play</u> each <u>day</u> .				
	READ	I <u>play</u> . I <u>play</u> each <u>day</u> . I <u>play</u> each <u>day</u> at home. My sister <u>plays</u> . My sister <u>plays</u> each <u>day</u> . My sister <u>plays</u> each <u>day</u> at home. My sister and I <u>play</u> . My sister and I <u>play</u> each <u>day</u> . My sister and I <u>play</u> each <u>day</u> at home. It is nice to <u>play</u> . It is nice to <u>play</u> each <u>day</u> . It is nice to <u>play</u> each <u>day</u> at home.				





TUESDAY

	WRITE	Copy the  and  words from Monday into your exercise books.				
---	-------	--	--	--	--	--



WEDNESDAY

	LOOK & SAY	each	week	nice	sister	home
	SOUND OUT	stay	pray	play	tray	
		day	playing	staying	crayon	
	★	It is a nice day to play.				
	READ	Where do you <u>play</u> ? Do you <u>play</u> at home? Where do you <u>stay</u> ? Do you <u>stay</u> at home? I am <u>playing</u> . I am <u>playing</u> at home. I am <u>staying</u> . I am <u>staying</u> at home. I am <u>playing</u> with a <u>crayon</u> . I am <u>staying</u> at home and <u>playing</u> with a <u>crayon</u> . Do you <u>stay</u> at home and <u>play</u> with a <u>crayon</u> ?				

# THURSDAY

	LOOK & SAY	each	week	nice	sister	home
 	READ					<p>She is a nice sister. He cut the bear. She will be very sad. She will cry. She will cry at home. She will not be happy. She will not be happy at</p> <p>home. Mom will try to help. Mom will stitch a patch. She will not cry. She will be happy. She will be happy because mom is nice to help.</p>

# FRIDAY




	LOOK & SAY	each	week	nice	sister	home
	READ & ANSWER	<ol style="list-style-type: none"> <li>1. What did he do to the bear? He _____ the bear.</li> <li>2. How will she feel? She will feel _____.</li> <li>3. Where will she feel sad? She will feel sad at _____.</li> <li>4. Who will try to help? _____ will try to help.</li> <li>5. Who is nice to help? _____ is nice to help.</li> </ol>				



MONDAY

	LOOK & SAY	each	week	nice	sister	home
	SOUND OUT	stay	pray	play	tray	
		day	playing	staying	crayon	
	★	I <u>stay</u> and <u>play</u> each <u>day</u> .				
	READ	I <u>play</u> . I <u>play</u> each <u>day</u> . I <u>play</u> each <u>day</u> at home. My sister <u>plays</u> . My sister <u>plays</u> each <u>day</u> . My sister <u>plays</u> each <u>day</u> at home. My sister and I <u>play</u> . My sister and I <u>play</u> each <u>day</u> . My sister and I <u>play</u> each <u>day</u> at home. It is nice to <u>play</u> . It is nice to <u>play</u> each <u>day</u> . It is nice to <u>play</u> each <u>day</u> at home.				





TUESDAY

	WRITE	Copy the  and  words from Monday into your exercise books.				
---	-------	--	--	--	--	--



WEDNESDAY

	LOOK & SAY	each	week	nice	sister	home
	SOUND OUT	stay	pray	play	tray	
		day	playing	staying	crayon	
	★	It is a nice day to play.				
	READ	Where do you <u>play</u> ? Do you <u>play</u> at home? Where do you <u>stay</u> ? Do you <u>stay</u> at home? I am <u>playing</u> . I am <u>playing</u> at home. I am <u>staying</u> . I am <u>staying</u> at home. I am <u>playing</u> with a <u>crayon</u> . I am <u>staying</u> at home and <u>playing</u> with a <u>crayon</u> . Do you <u>stay</u> at home and <u>play</u> with a <u>crayon</u> ?				





# THURSDAY

	LOOK & SAY	each	week	nice	sister	home
 	READ					<p>She is a nice sister. He cut the bear. She will be very sad. She will cry. She will cry at home. She will not be happy. She will not be happy at home. Mom will try to help. Mom will stitch a patch. She will not cry. She will be happy. She will be happy because mom is nice to help.</p>


# FRIDAY

	LOOK & SAY	each	week	nice	sister	home
	READ & ANSWER	<ol style="list-style-type: none"> <li>1. What did he do to the bear? He _____ the bear.</li> <li>2. How will she feel? She will feel _____.</li> <li>3. Where will she feel sad? She will feel sad at _____.</li> <li>4. Who will try to help? _____ will try to help.</li> <li>5. Who is nice to help? _____ is nice to help.</li> </ol>				





MONDAY

	LOOK & SAY	walk	under	drink	food	their
	SOUND OUT	star	start	sharp	shark	
		dark	card	sharpen	darken	
	★	I see the <u>star</u> in the <u>dark</u> .				
	READ	I will <u>start</u> . I will <u>start</u> to <u>sharpen</u> . I will <u>start</u> to <u>sharpen</u> the <u>crayon</u> . I will <u>start</u> to <u>sharpen</u> the <u>dark</u> <u>crayon</u> . Will you <u>start</u> ? Will you <u>start</u> to <u>sharpen</u> ? Will you <u>start</u> to <u>sharpen</u> the <u>crayon</u> ? Will you <u>start</u> to <u>sharpen</u> the <u>dark</u> <u>crayon</u> ? Where is the <u>crayon</u> ? Where is the <u>dark</u> <u>crayon</u> ? Where is the <u>dark</u> <u>crayon</u> that I want to <u>sharpen</u> ?				







TUESDAY

	WRITE	Copy the  and  words from Monday into your exercise books.				
---	-------	--	--	--	--	--



WEDNESDAY

	LOOK & SAY	walk	under	drink	food	their
	SOUND OUT	star	start	sharp	shark	
		dark	card	sharpen	darken	
	★	I see a <u>star</u> on the <u>card</u> .				
	READ	Who has a crayon? Who has a <u>dark</u> crayon? Who has a <u>sharp</u> crayon? Who has a <u>dark</u> , <u>sharp</u> crayon? Who has a <u>dark</u> , <u>sharp</u> crayon for my <u>card</u> ? Who has a <u>star</u> ? Who has a big <u>star</u> ? Who has a red <u>star</u> ? Who has a big, red <u>star</u> ? Who has a big, red <u>star</u> for my <u>card</u> ? Who has a <u>dark</u> , <u>sharp</u> crayon and a big, red <u>star</u> for my <u>card</u> ?				






# THURSDAY

	LOOK & SAY	walk	under	drink	food	their
 	READ	 <p>Jack and his mom have no food. Jack must walk to sell the cow. Jack goes to sell the cow. Jack will try to sell the cow because his mom wants to buy food. Jack came back with no cow. He had beans. His mom was not happy. His mom was not happy because they still had no food. Jack goes to bed with no food. Jack is sad. Jack wants food.</p> <div style="display: flex; justify-content: space-around; align-items: center;"> <div data-bbox="534 1016 817 1182">  <p>cow</p> </div> <div data-bbox="1102 1028 1270 1160">  <p>beans</p> </div> </div>				



# FRIDAY

	LOOK & SAY	walk	under	drink	food	their
	READ & ANSWER	<ol style="list-style-type: none"> <li>1. Who has no food? _____ and his _____ have no food.</li> <li>2. What does Jack try to sell? He tries to sell the _____.</li> <li>3. What does mom want to buy? Mom wants to buy _____.</li> <li>4. What did Jack come back with? Jack came back with _____.</li> <li>5. How does Jack feel? Jack feels _____.</li> </ol>				






MONDAY

	LOOK & SAY	walk	under	drink	food	their
	SOUND OUT	star	start	sharp	shark	
		dark	card	sharpen	darken	
		I see the <u>star</u> in the <u>dark</u> .				
	READ	I will <u>start</u> . I will <u>start</u> to <u>sharpen</u> . I will <u>start</u> to <u>sharpen</u> the <u>crayon</u> . I will <u>start</u> to <u>sharpen</u> the <u>dark</u> <u>crayon</u> . Will you <u>start</u> ? Will you <u>start</u> to <u>sharpen</u> ? Will you <u>start</u> to <u>sharpen</u> the <u>crayon</u> ? Will you <u>start</u> to <u>sharpen</u> the <u>dark</u> <u>crayon</u> ? Where is the <u>crayon</u> ? Where is the <u>dark</u> <u>crayon</u> ? Where is the <u>dark</u> <u>crayon</u> that I want to <u>sharpen</u> ?				







TUESDAY

	WRITE	Copy the  and  words from Monday into your exercise books.
---	-------	--



WEDNESDAY

	LOOK & SAY	walk	under	drink	food	their
	SOUND OUT	star	start	sharp	shark	
		dark	card	sharpen	darken	
		I see a <u>star</u> on the <u>card</u> .				
	READ	Who has a crayon? Who has a <u>dark</u> crayon? Who has a <u>sharp</u> crayon? Who has a <u>dark</u> , <u>sharp</u> crayon? Who has a <u>dark</u> , <u>sharp</u> crayon for my <u>card</u> ? Who has a <u>star</u> ? Who has a big <u>star</u> ? Who has a red <u>star</u> ? Who has a big, red <u>star</u> ? Who has a big, red <u>star</u> for my <u>card</u> ? Who has a <u>dark</u> , <u>sharp</u> crayon and a big, red <u>star</u> for my <u>card</u> ?				





# THURSDAY

	LOOK & SAY	walk	under	drink	food	their
 	READ	 <p>Jack and his mom have no food. Jack must walk to sell the cow. Jack goes to sell the cow. Jack will try to sell the cow because his mom wants to buy food. Jack came back with no cow. He had beans. His mom was not happy. His mom was not happy because they still had no food. Jack goes to bed with no food. Jack is sad. Jack wants food.</p> <div style="display: flex; justify-content: space-around; align-items: center;"> <div data-bbox="534 1016 815 1182">  <p>cow</p> </div> <div data-bbox="1102 1028 1270 1160">  <p>beans</p> </div> </div>				




# FRIDAY

	LOOK & SAY	walk	under	drink	food	their
	READ & ANSWER	<ol style="list-style-type: none"> <li>1. Who has no food? _____ and his _____ have no food.</li> <li>2. What does Jack try to sell? He tries to sell the _____.</li> <li>3. What does mom want to buy? Mom wants to buy _____.</li> <li>4. What did Jack come back with? Jack came back with _____.</li> <li>5. How does Jack feel? Jack feels _____.</li> </ol>				





MONDAY

	LOOK & SAY	walk	under	drink	food	their
	SOUND OUT	star	start	sharp	shark	
		dark	card	sharpen	darken	
	★	I see the <u>star</u> in the <u>dark</u> .				
	READ	I will <u>start</u> . I will <u>start</u> to <u>sharpen</u> . I will <u>start</u> to <u>sharpen</u> the <u>crayon</u> . I will <u>start</u> to <u>sharpen</u> the <u>dark</u> <u>crayon</u> . Will you <u>start</u> ? Will you <u>start</u> to <u>sharpen</u> ? Will you <u>start</u> to <u>sharpen</u> the <u>crayon</u> ? Will you <u>start</u> to <u>sharpen</u> the <u>dark</u> <u>crayon</u> ? Where is the <u>crayon</u> ? Where is the <u>dark</u> <u>crayon</u> ? Where is the <u>dark</u> <u>crayon</u> that I want to <u>sharpen</u> ?				







TUESDAY

	WRITE	Copy the  and  words from Monday into your exercise books.				
---	-------	--	--	--	--	--



WEDNESDAY

	LOOK & SAY	walk	under	drink	food	their
	SOUND OUT	star	start	sharp	shark	
		dark	card	sharpen	darken	
	★	I see a <u>star</u> on the <u>card</u> .				
	READ	Who has a crayon? Who has a <u>dark</u> crayon? Who has a <u>sharp</u> crayon? Who has a <u>dark</u> , <u>sharp</u> crayon? Who has a <u>dark</u> , <u>sharp</u> crayon for my <u>card</u> ? Who has a <u>star</u> ? Who has a big <u>star</u> ? Who has a red <u>star</u> ? Who has a big, red <u>star</u> ? Who has a big, red <u>star</u> for my <u>card</u> ? Who has a <u>dark</u> , <u>sharp</u> crayon and a big, red <u>star</u> for my <u>card</u> ?				

# THURSDAY





	LOOK & SAY	walk	under	drink	food	their
 	READ	 <p>Jack and his mom have no food. Jack must walk to sell the cow. Jack goes to sell the cow. Jack will try to sell the cow because his mom wants to buy food. Jack came back with no cow. He had beans. His mom was not happy. His mom was not happy because they still had no food. Jack goes to bed with no food. Jack is sad. Jack wants food.</p> <div style="display: flex; justify-content: space-around; align-items: center;"> <div data-bbox="533 1016 815 1182">  <p>cow</p> </div> <div data-bbox="1102 1028 1270 1160">  <p>beans</p> </div> </div>				

# FRIDAY



	LOOK & SAY	walk	under	drink	food	their
	READ & ANSWER	<ol style="list-style-type: none"> <li>1. Who has no food? _____ and his _____ have no food.</li> <li>2. What does Jack try to sell? He tries to sell the _____.</li> <li>3. What does mom want to buy? Mom wants to buy _____.</li> <li>4. What did Jack come back with? Jack came back with _____.</li> <li>5. How does Jack feel? Jack feels _____.</li> </ol>				







MONDAY

	LOOK & SAY	walk	under	drink	food	their
	SOUND OUT	star	start	sharp	shark	
		dark	card	sharpen	darken	
	★	I see the <u>star</u> in the <u>dark</u> .				
	READ	I will <u>start</u> . I will <u>start</u> to <u>sharpen</u> . I will <u>start</u> to <u>sharpen</u> the <u>crayon</u> . I will <u>start</u> to <u>sharpen</u> the <u>dark</u> <u>crayon</u> . Will you <u>start</u> ? Will you <u>start</u> to <u>sharpen</u> ? Will you <u>start</u> to <u>sharpen</u> the <u>crayon</u> ? Will you <u>start</u> to <u>sharpen</u> the <u>dark</u> <u>crayon</u> ? Where is the <u>crayon</u> ? Where is the <u>dark</u> <u>crayon</u> ? Where is the <u>dark</u> <u>crayon</u> that I want to <u>sharpen</u> ?				







TUESDAY

	WRITE	Copy the  and  words from Monday into your exercise books.				
---	-------	--	--	--	--	--



WEDNESDAY

	LOOK & SAY	walk	under	drink	food	their
	SOUND OUT	star	start	sharp	shark	
		dark	card	sharpen	darken	
	★	I see a <u>star</u> on the <u>card</u> .				
	READ	Who has a crayon? Who has a <u>dark</u> crayon? Who has a <u>sharp</u> crayon? Who has a <u>dark</u> , <u>sharp</u> crayon? Who has a <u>dark</u> , <u>sharp</u> crayon for my <u>card</u> ? Who has a <u>star</u> ? Who has a big <u>star</u> ? Who has a red <u>star</u> ? Who has a big, red <u>star</u> ? Who has a big, red <u>star</u> for my <u>card</u> ? Who has a <u>dark</u> , <u>sharp</u> crayon and a big, red <u>star</u> for my <u>card</u> ?				






# THURSDAY

	LOOK & SAY	walk	under	drink	food	their
 	READ	 <p>Jack and his mom have no food. Jack must walk to sell the cow. Jack goes to sell the cow. Jack will try to sell the cow because his mom wants to buy food. Jack came back with no cow. He had beans. His mom was not happy. His mom was not happy because they still had no food. Jack goes to bed with no food. Jack is sad. Jack wants food.</p> <div style="display: flex; justify-content: space-around; align-items: center;"> <div data-bbox="534 1016 815 1182">  <p>cow</p> </div> <div data-bbox="1102 1028 1270 1160">  <p>beans</p> </div> </div>				


# FRIDAY

	LOOK & SAY	walk	under	drink	food	their
	READ & ANSWER	<ol style="list-style-type: none"> <li>1. Who has no food? _____ and his _____ have no food.</li> <li>2. What does Jack try to sell? He tries to sell the _____.</li> <li>3. What does mom want to buy? Mom wants to buy _____.</li> <li>4. What did Jack come back with? Jack came back with _____.</li> <li>5. How does Jack feel? Jack feels _____.</li> </ol>				






MONDAY

	LOOK & SAY	walk	under	drink	food	their
	SOUND OUT	star	start	sharp	shark	
		dark	card	sharpen	darken	
		I see the <u>star</u> in the <u>dark</u> .				
	READ	I will <u>start</u> . I will <u>start</u> to <u>sharpen</u> . I will <u>start</u> to <u>sharpen</u> the <u>crayon</u> . I will <u>start</u> to <u>sharpen</u> the <u>dark</u> <u>crayon</u> . Will you <u>start</u> ? Will you <u>start</u> to <u>sharpen</u> ? Will you <u>start</u> to <u>sharpen</u> the <u>crayon</u> ? Will you <u>start</u> to <u>sharpen</u> the <u>dark</u> <u>crayon</u> ? Where is the <u>crayon</u> ? Where is the <u>dark</u> <u>crayon</u> ? Where is the <u>dark</u> <u>crayon</u> that I want to <u>sharpen</u> ?				







TUESDAY

	WRITE	Copy the  and  words from Monday into your exercise books.				
---	-------	--	--	--	--	--



WEDNESDAY

	LOOK & SAY	walk	under	drink	food	their
	SOUND OUT	star	start	sharp	shark	
		dark	card	sharpen	darken	
		I see a <u>star</u> on the <u>card</u> .				
	READ	Who has a crayon? Who has a <u>dark</u> crayon? Who has a <u>sharp</u> crayon? Who has a <u>dark</u> , <u>sharp</u> crayon? Who has a <u>dark</u> , <u>sharp</u> crayon for my <u>card</u> ? Who has a <u>star</u> ? Who has a big <u>star</u> ? Who has a red <u>star</u> ? Who has a big, red <u>star</u> ? Who has a big, red <u>star</u> for my <u>card</u> ? Who has a <u>dark</u> , <u>sharp</u> crayon and a big, red <u>star</u> for my <u>card</u> ?				






# THURSDAY

	LOOK & SAY	walk	under	drink	food	their
 	READ	 <p>Jack and his mom have no food. Jack must walk to sell the cow. Jack goes to sell the cow. Jack will try to sell the cow because his mom wants to buy food. Jack came back with no cow. He had beans. His mom was not happy. His mom was not happy because they still had no food. Jack goes to bed with no food. Jack is sad. Jack wants food.</p> <div style="display: flex; justify-content: space-around; align-items: center;"> <div data-bbox="534 1016 815 1182">  <p>cow</p> </div> <div data-bbox="1102 1028 1270 1160">  <p>beans</p> </div> </div>				



# FRIDAY

	LOOK & SAY	walk	under	drink	food	their
	READ & ANSWER	<ol style="list-style-type: none"> <li>1. Who has no food? _____ and his _____ have no food.</li> <li>2. What does Jack try to sell? He tries to sell the _____.</li> <li>3. What does mom want to buy? Mom wants to buy _____.</li> <li>4. What did Jack come back with? Jack came back with _____.</li> <li>5. How does Jack feel? Jack feels _____.</li> </ol>				






MONDAY

	LOOK & SAY	walk	under	drink	food	their
	SOUND OUT	star	start	sharp	shark	
		dark	card	sharpen	darken	
		I see the <u>star</u> in the <u>dark</u> .				
	READ	I will <u>start</u> . I will <u>start</u> to <u>sharpen</u> . I will <u>start</u> to <u>sharpen</u> the <u>crayon</u> . I will <u>start</u> to <u>sharpen</u> the <u>dark</u> <u>crayon</u> . Will you <u>start</u> ? Will you <u>start</u> to <u>sharpen</u> ? Will you <u>start</u> to <u>sharpen</u> the <u>crayon</u> ? Will you <u>start</u> to <u>sharpen</u> the <u>dark</u> <u>crayon</u> ? Where is the <u>crayon</u> ? Where is the <u>dark</u> <u>crayon</u> ? Where is the <u>dark</u> <u>crayon</u> that I want to <u>sharpen</u> ?				







TUESDAY

	WRITE	Copy the  and  words from Monday into your exercise books.				
---	-------	--	--	--	--	--



WEDNESDAY

	LOOK & SAY	walk	under	drink	food	their
	SOUND OUT	star	start	sharp	shark	
		dark	card	sharpen	darken	
		I see a <u>star</u> on the <u>card</u> .				
	READ	Who has a crayon? Who has a <u>dark</u> crayon? Who has a <u>sharp</u> crayon? Who has a <u>dark</u> , <u>sharp</u> crayon? Who has a <u>dark</u> , <u>sharp</u> crayon for my <u>card</u> ? Who has a <u>star</u> ? Who has a big <u>star</u> ? Who has a red <u>star</u> ? Who has a big, red <u>star</u> ? Who has a big, red <u>star</u> for my <u>card</u> ? Who has a <u>dark</u> , <u>sharp</u> crayon and a big, red <u>star</u> for my <u>card</u> ?				





# THURSDAY

	LOOK & SAY	walk	under	drink	food	their
 	READ	 <p>Jack and his mom have no food. Jack must walk to sell the cow. Jack goes to sell the cow. Jack will try to sell the cow because his mom wants to buy food. Jack came back with no cow. He had beans. His mom was not happy. His mom was not happy because they still had no food. Jack goes to bed with no food. Jack is sad. Jack wants food.</p> <div style="display: flex; justify-content: space-around; align-items: center;"> <div data-bbox="534 1016 815 1182">  <p>cow</p> </div> <div data-bbox="1102 1028 1270 1160">  <p>beans</p> </div> </div>				


# FRIDAY

	LOOK & SAY	walk	under	drink	food	their
	READ & ANSWER	<ol style="list-style-type: none"> <li>1. Who has no food? _____ and his _____ have no food.</li> <li>2. What does Jack try to sell? He tries to sell the _____.</li> <li>3. What does mom want to buy? Mom wants to buy _____.</li> <li>4. What did Jack come back with? Jack came back with _____.</li> <li>5. How does Jack feel? Jack feels _____.</li> </ol>				





MONDAY

	LOOK & SAY	walk	under	drink	food	their
	SOUND OUT	star	start	sharp	shark	
		dark	card	sharpen	darken	
	★	I see the <u>star</u> in the <u>dark</u> .				
	READ	I will <u>start</u> . I will <u>start</u> to <u>sharpen</u> . I will <u>start</u> to <u>sharpen</u> the <u>crayon</u> . I will <u>start</u> to <u>sharpen</u> the <u>dark</u> <u>crayon</u> . Will you <u>start</u> ? Will you <u>start</u> to <u>sharpen</u> ? Will you <u>start</u> to <u>sharpen</u> the <u>crayon</u> ? Will you <u>start</u> to <u>sharpen</u> the <u>dark</u> <u>crayon</u> ? Where is the <u>crayon</u> ? Where is the <u>dark</u> <u>crayon</u> ? Where is the <u>dark</u> <u>crayon</u> that I want to <u>sharpen</u> ?				







TUESDAY

	WRITE	Copy the  and  words from Monday into your exercise books.				
---	-------	--	--	--	--	--



WEDNESDAY

	LOOK & SAY	walk	under	drink	food	their
	SOUND OUT	star	start	sharp	shark	
		dark	card	sharpen	darken	
	★	I see a <u>star</u> on the <u>card</u> .				
	READ	Who has a crayon? Who has a <u>dark</u> crayon? Who has a <u>sharp</u> crayon? Who has a <u>dark</u> , <u>sharp</u> crayon? Who has a <u>dark</u> , <u>sharp</u> crayon for my <u>card</u> ? Who has a <u>star</u> ? Who has a big <u>star</u> ? Who has a red <u>star</u> ? Who has a big, red <u>star</u> ? Who has a big, red <u>star</u> for my <u>card</u> ? Who has a <u>dark</u> , <u>sharp</u> crayon and a big, red <u>star</u> for my <u>card</u> ?				

# THURSDAY






	LOOK & SAY	walk	under	drink	food	their
 	READ	 <p>Jack and his mom have no food. Jack must walk to sell the cow. Jack goes to sell the cow. Jack will try to sell the cow because his mom wants to buy food. Jack came back with no cow. He had beans. His mom was not happy. His mom was not happy because they still had no food. Jack goes to bed with no food. Jack is sad. Jack wants food.</p> <div style="display: flex; justify-content: space-around; align-items: center;"> <div data-bbox="534 1016 815 1182">  <p>cow</p> </div> <div data-bbox="1102 1028 1270 1160">  <p>beans</p> </div> </div>				

# FRIDAY



	LOOK & SAY	walk	under	drink	food	their
	READ & ANSWER	<ol style="list-style-type: none"> <li>1. Who has no food? _____ and his _____ have no food.</li> <li>2. What does Jack try to sell? He tries to sell the _____.</li> <li>3. What does mom want to buy? Mom wants to buy _____.</li> <li>4. What did Jack come back with? Jack came back with _____.</li> <li>5. How does Jack feel? Jack feels _____.</li> </ol>				








MONDAY

	LOOK & SAY	walk	under	drink	food	their
	SOUND OUT	star	start	sharp	shark	
		dark	card	sharpen	darken	
		I see the <u>star</u> in the <u>dark</u> .				
	READ	I will <u>start</u> . I will <u>start</u> to <u>sharpen</u> . I will <u>start</u> to <u>sharpen</u> the <u>crayon</u> . I will <u>start</u> to <u>sharpen</u> the <u>dark</u> <u>crayon</u> . Will you <u>start</u> ? Will you <u>start</u> to <u>sharpen</u> ? Will you <u>start</u> to <u>sharpen</u> the <u>crayon</u> ? Will you <u>start</u> to <u>sharpen</u> the <u>dark</u> <u>crayon</u> ? Where is the <u>crayon</u> ? Where is the <u>dark</u> <u>crayon</u> ? Where is the <u>dark</u> <u>crayon</u> that I want to <u>sharpen</u> ?				







TUESDAY

	WRITE	Copy the  and  words from Monday into your exercise books.				
---	-------	--	--	--	--	--



WEDNESDAY

	LOOK & SAY	walk	under	drink	food	their
	SOUND OUT	star	start	sharp	shark	
		dark	card	sharpen	darken	
		I see a <u>star</u> on the <u>card</u> .				
	READ	Who has a crayon? Who has a <u>dark</u> crayon? Who has a <u>sharp</u> crayon? Who has a <u>dark</u> , <u>sharp</u> crayon? Who has a <u>dark</u> , <u>sharp</u> crayon for my <u>card</u> ? Who has a <u>star</u> ? Who has a big <u>star</u> ? Who has a red <u>star</u> ? Who has a big, red <u>star</u> ? Who has a big, red <u>star</u> for my <u>card</u> ? Who has a <u>dark</u> , <u>sharp</u> crayon and a big, red <u>star</u> for my <u>card</u> ?				






# THURSDAY

	LOOK & SAY	walk	under	drink	food	their
 	READ	 <p>Jack and his mom have no food. Jack must walk to sell the cow. Jack goes to sell the cow. Jack will try to sell the cow because his mom wants to buy food. Jack came back with no cow. He had beans. His mom was not happy. His mom was not happy because they still had no food. Jack goes to bed with no food. Jack is sad. Jack wants food.</p> <div style="display: flex; justify-content: space-around; align-items: center;"> <div data-bbox="534 1016 815 1182">  <p>cow</p> </div> <div data-bbox="1102 1028 1270 1160">  <p>beans</p> </div> </div>				


# FRIDAY

	LOOK & SAY	walk	under	drink	food	their
	READ & ANSWER	<ol style="list-style-type: none"> <li>1. Who has no food? _____ and his _____ have no food.</li> <li>2. What does Jack try to sell? He tries to sell the _____.</li> <li>3. What does mom want to buy? Mom wants to buy _____.</li> <li>4. What did Jack come back with? Jack came back with _____.</li> <li>5. How does Jack feel? Jack feels _____.</li> </ol>				






MONDAY

	LOOK & SAY	walk	under	drink	food	their
	SOUND OUT	star	start	sharp	shark	
		dark	card	sharpen	darken	
		I see the <u>star</u> in the <u>dark</u> .				
	READ	I will <u>start</u> . I will <u>start</u> to <u>sharpen</u> . I will <u>start</u> to <u>sharpen</u> the <u>crayon</u> . I will <u>start</u> to <u>sharpen</u> the <u>dark</u> <u>crayon</u> . Will you <u>start</u> ? Will you <u>start</u> to <u>sharpen</u> ? Will you <u>start</u> to <u>sharpen</u> the <u>crayon</u> ? Will you <u>start</u> to <u>sharpen</u> the <u>dark</u> <u>crayon</u> ? Where is the <u>crayon</u> ? Where is the <u>dark</u> <u>crayon</u> ? Where is the <u>dark</u> <u>crayon</u> that I want to <u>sharpen</u> ?				







TUESDAY

	WRITE	Copy the  and  words from Monday into your exercise books.				
---	-------	--	--	--	--	--



WEDNESDAY

	LOOK & SAY	walk	under	drink	food	their
	SOUND OUT	star	start	sharp	shark	
		dark	card	sharpen	darken	
		I see a <u>star</u> on the <u>card</u> .				
	READ	Who has a crayon? Who has a <u>dark</u> crayon? Who has a <u>sharp</u> crayon? Who has a <u>dark</u> , <u>sharp</u> crayon? Who has a <u>dark</u> , <u>sharp</u> crayon for my <u>card</u> ? Who has a <u>star</u> ? Who has a big <u>star</u> ? Who has a red <u>star</u> ? Who has a big, red <u>star</u> ? Who has a big, red <u>star</u> for my <u>card</u> ? Who has a <u>dark</u> , <u>sharp</u> crayon and a big, red <u>star</u> for my <u>card</u> ?				






# THURSDAY

	LOOK & SAY	walk	under	drink	food	their
 	READ	 <p>Jack and his mom have no food. Jack must walk to sell the cow. Jack goes to sell the cow. Jack will try to sell the cow because his mom wants to buy food. Jack came back with no cow. He had beans. His mom was not happy. His mom was not happy because they still had no food. Jack goes to bed with no food. Jack is sad. Jack wants food.</p> <div style="display: flex; justify-content: space-around; align-items: center;"> <div data-bbox="534 1016 815 1182">  <p>cow</p> </div> <div data-bbox="1102 1028 1270 1160">  <p>beans</p> </div> </div>				



# FRIDAY

	LOOK & SAY	walk	under	drink	food	their
	READ & ANSWER	<ol style="list-style-type: none"> <li>1. Who has no food? _____ and his _____ have no food.</li> <li>2. What does Jack try to sell? He tries to sell the _____.</li> <li>3. What does mom want to buy? Mom wants to buy _____.</li> <li>4. What did Jack come back with? Jack came back with _____.</li> <li>5. How does Jack feel? Jack feels _____.</li> </ol>				






MONDAY

	LOOK & SAY	walk	under	drink	food	their
	SOUND OUT	star	start	sharp	shark	
		dark	card	sharpen	darken	
		I see the <u>star</u> in the <u>dark</u> .				
	READ	I will <u>start</u> . I will <u>start</u> to <u>sharpen</u> . I will <u>start</u> to <u>sharpen</u> the <u>crayon</u> . I will <u>start</u> to <u>sharpen</u> the <u>dark</u> <u>crayon</u> . Will you <u>start</u> ? Will you <u>start</u> to <u>sharpen</u> ? Will you <u>start</u> to <u>sharpen</u> the <u>crayon</u> ? Will you <u>start</u> to <u>sharpen</u> the <u>dark</u> <u>crayon</u> ? Where is the <u>crayon</u> ? Where is the <u>dark</u> <u>crayon</u> ? Where is the <u>dark</u> <u>crayon</u> that I want to <u>sharpen</u> ?				







TUESDAY

	WRITE	Copy the  and  words from Monday into your exercise books.				
---	-------	--	--	--	--	--



WEDNESDAY

	LOOK & SAY	walk	under	drink	food	their
	SOUND OUT	star	start	sharp	shark	
		dark	card	sharpen	darken	
		I see a <u>star</u> on the <u>card</u> .				
	READ	Who has a crayon? Who has a <u>dark</u> crayon? Who has a <u>sharp</u> crayon? Who has a <u>dark</u> , <u>sharp</u> crayon? Who has a <u>dark</u> , <u>sharp</u> crayon for my <u>card</u> ? Who has a <u>star</u> ? Who has a big <u>star</u> ? Who has a red <u>star</u> ? Who has a big, red <u>star</u> ? Who has a big, red <u>star</u> for my <u>card</u> ? Who has a <u>dark</u> , <u>sharp</u> crayon and a big, red <u>star</u> for my <u>card</u> ?				





# THURSDAY

	LOOK & SAY	walk	under	drink	food	their
 	READ	 <p>Jack and his mom have no food. Jack must walk to sell the cow. Jack goes to sell the cow. Jack will try to sell the cow because his mom wants to buy food. Jack came back with no cow. He had beans. His mom was not happy. His mom was not happy because they still had no food. Jack goes to bed with no food. Jack is sad. Jack wants food.</p> <div style="display: flex; justify-content: space-around; align-items: center;"> <div data-bbox="534 1016 815 1182">  <p>cow</p> </div> <div data-bbox="1102 1028 1270 1160">  <p>beans</p> </div> </div>				


# FRIDAY

	LOOK & SAY	walk	under	drink	food	their
	READ & ANSWER	<ol style="list-style-type: none"> <li>1. Who has no food? _____ and his _____ have no food.</li> <li>2. What does Jack try to sell? He tries to sell the _____.</li> <li>3. What does mom want to buy? Mom wants to buy _____.</li> <li>4. What did Jack come back with? Jack came back with _____.</li> <li>5. How does Jack feel? Jack feels _____.</li> </ol>				





MONDAY

	LOOK & SAY	walk	under	drink	food	their
	SOUND OUT	star	start	sharp	shark	
		dark	card	sharpen	darken	
	★	I see the <u>star</u> in the <u>dark</u> .				
	READ	I will <u>start</u> . I will <u>start</u> to <u>sharpen</u> . I will <u>start</u> to <u>sharpen</u> the <u>crayon</u> . I will <u>start</u> to <u>sharpen</u> the <u>dark</u> <u>crayon</u> . Will you <u>start</u> ? Will you <u>start</u> to <u>sharpen</u> ? Will you <u>start</u> to <u>sharpen</u> the <u>crayon</u> ? Will you <u>start</u> to <u>sharpen</u> the <u>dark</u> <u>crayon</u> ? Where is the <u>crayon</u> ? Where is the <u>dark</u> <u>crayon</u> ? Where is the <u>dark</u> <u>crayon</u> that I want to <u>sharpen</u> ?				







TUESDAY

	WRITE	Copy the  and  words from Monday into your exercise books.				
---	-------	--	--	--	--	--



WEDNESDAY

	LOOK & SAY	walk	under	drink	food	their
	SOUND OUT	star	start	sharp	shark	
		dark	card	sharpen	darken	
	★	I see a <u>star</u> on the <u>card</u> .				
	READ	Who has a crayon? Who has a <u>dark</u> crayon? Who has a <u>sharp</u> crayon? Who has a <u>dark</u> , <u>sharp</u> crayon? Who has a <u>dark</u> , <u>sharp</u> crayon for my <u>card</u> ? Who has a <u>star</u> ? Who has a big <u>star</u> ? Who has a red <u>star</u> ? Who has a big, red <u>star</u> ? Who has a big, red <u>star</u> for my <u>card</u> ? Who has a <u>dark</u> , <u>sharp</u> crayon and a big, red <u>star</u> for my <u>card</u> ?				

# THURSDAY





	LOOK & SAY	walk	under	drink	food	their
 	READ	 <p>Jack and his mom have no food. Jack must walk to sell the cow. Jack goes to sell the cow. Jack will try to sell the cow because his mom wants to buy food. Jack came back with no cow. He had beans. His mom was not happy. His mom was not happy because they still had no food. Jack goes to bed with no food. Jack is sad. Jack wants food.</p> <div style="display: flex; justify-content: space-around; align-items: center;"> <div data-bbox="533 1016 815 1182">  <p>cow</p> </div> <div data-bbox="1102 1028 1270 1160">  <p>beans</p> </div> </div>				

# FRIDAY



	LOOK & SAY	walk	under	drink	food	their
	READ & ANSWER	<ol style="list-style-type: none"> <li>1. Who has no food? _____ and his _____ have no food.</li> <li>2. What does Jack try to sell? He tries to sell the _____.</li> <li>3. What does mom want to buy? Mom wants to buy _____.</li> <li>4. What did Jack come back with? Jack came back with _____.</li> <li>5. How does Jack feel? Jack feels _____.</li> </ol>				







MONDAY

	LOOK & SAY	walk	under	drink	food	their
	SOUND OUT	star	start	sharp	shark	
		dark	card	sharpen	darken	
	★	I see the <u>star</u> in the <u>dark</u> .				
	READ	I will <u>start</u> . I will <u>start</u> to <u>sharpen</u> . I will <u>start</u> to <u>sharpen</u> the <u>crayon</u> . I will <u>start</u> to <u>sharpen</u> the <u>dark</u> <u>crayon</u> . Will you <u>start</u> ? Will you <u>start</u> to <u>sharpen</u> ? Will you <u>start</u> to <u>sharpen</u> the <u>crayon</u> ? Will you <u>start</u> to <u>sharpen</u> the <u>dark</u> <u>crayon</u> ? Where is the <u>crayon</u> ? Where is the <u>dark</u> <u>crayon</u> ? Where is the <u>dark</u> <u>crayon</u> that I want to <u>sharpen</u> ?				







TUESDAY

	WRITE	Copy the  and  words from Monday into your exercise books.				
---	-------	--	--	--	--	--



WEDNESDAY

	LOOK & SAY	walk	under	drink	food	their
	SOUND OUT	star	start	sharp	shark	
		dark	card	sharpen	darken	
	★	I see a <u>star</u> on the <u>card</u> .				
	READ	Who has a crayon? Who has a <u>dark</u> crayon? Who has a <u>sharp</u> crayon? Who has a <u>dark</u> , <u>sharp</u> crayon? Who has a <u>dark</u> , <u>sharp</u> crayon for my <u>card</u> ? Who has a <u>star</u> ? Who has a big <u>star</u> ? Who has a red <u>star</u> ? Who has a big, red <u>star</u> ? Who has a big, red <u>star</u> for my <u>card</u> ? Who has a <u>dark</u> , <u>sharp</u> crayon and a big, red <u>star</u> for my <u>card</u> ?				






# THURSDAY

	LOOK & SAY	walk	under	drink	food	their
 	READ	 <p>Jack and his mom have no food. Jack must walk to sell the cow. Jack goes to sell the cow. Jack will try to sell the cow because his mom wants to buy food. Jack came back with no cow. He had beans. His mom was not happy. His mom was not happy because they still had no food. Jack goes to bed with no food. Jack is sad. Jack wants food.</p> <div style="display: flex; justify-content: space-around; align-items: center;"> <div data-bbox="533 1016 815 1182">  <p>cow</p> </div> <div data-bbox="1102 1028 1270 1160">  <p>beans</p> </div> </div>				


# FRIDAY

	LOOK & SAY	walk	under	drink	food	their
	READ & ANSWER	<ol style="list-style-type: none"> <li>1. Who has no food? _____ and his _____ have no food.</li> <li>2. What does Jack try to sell? He tries to sell the _____.</li> <li>3. What does mom want to buy? Mom wants to buy _____.</li> <li>4. What did Jack come back with? Jack came back with _____.</li> <li>5. How does Jack feel? Jack feels _____.</li> </ol>				






MONDAY

	LOOK & SAY	walk	under	drink	food	their
	SOUND OUT	star	start	sharp	shark	
		dark	card	sharpen	darken	
		I see the <u>star</u> in the <u>dark</u> .				
	READ	I will <u>start</u> . I will <u>start</u> to <u>sharpen</u> . I will <u>start</u> to <u>sharpen</u> the <u>crayon</u> . I will <u>start</u> to <u>sharpen</u> the <u>dark</u> <u>crayon</u> . Will you <u>start</u> ? Will you <u>start</u> to <u>sharpen</u> ? Will you <u>start</u> to <u>sharpen</u> the <u>crayon</u> ? Will you <u>start</u> to <u>sharpen</u> the <u>dark</u> <u>crayon</u> ? Where is the <u>crayon</u> ? Where is the <u>dark</u> <u>crayon</u> ? Where is the <u>dark</u> <u>crayon</u> that I want to <u>sharpen</u> ?				







TUESDAY

	WRITE	Copy the  and  words from Monday into your exercise books.				
---	-------	--	--	--	--	--



WEDNESDAY

	LOOK & SAY	walk	under	drink	food	their
	SOUND OUT	star	start	sharp	shark	
		dark	card	sharpen	darken	
		I see a <u>star</u> on the <u>card</u> .				
	READ	Who has a crayon? Who has a <u>dark</u> crayon? Who has a <u>sharp</u> crayon? Who has a <u>dark</u> , <u>sharp</u> crayon? Who has a <u>dark</u> , <u>sharp</u> crayon for my <u>card</u> ? Who has a <u>star</u> ? Who has a big <u>star</u> ? Who has a red <u>star</u> ? Who has a big, red <u>star</u> ? Who has a big, red <u>star</u> for my <u>card</u> ? Who has a <u>dark</u> , <u>sharp</u> crayon and a big, red <u>star</u> for my <u>card</u> ?				






# THURSDAY

	LOOK & SAY	walk	under	drink	food	their
 	READ	 <p>Jack and his mom have no food. Jack must walk to sell the cow. Jack goes to sell the cow. Jack will try to sell the cow because his mom wants to buy food. Jack came back with no cow. He had beans. His mom was not happy. His mom was not happy because they still had no food. Jack goes to bed with no food. Jack is sad. Jack wants food.</p> <div style="display: flex; justify-content: space-around; align-items: center;"> <div data-bbox="534 1016 815 1182">  <p>cow</p> </div> <div data-bbox="1102 1032 1270 1160">  <p>beans</p> </div> </div>				



# FRIDAY

	LOOK & SAY	walk	under	drink	food	their
	READ & ANSWER	<ol style="list-style-type: none"> <li>1. Who has no food? _____ and his _____ have no food.</li> <li>2. What does Jack try to sell? He tries to sell the _____.</li> <li>3. What does mom want to buy? Mom wants to buy _____.</li> <li>4. What did Jack come back with? Jack came back with _____.</li> <li>5. How does Jack feel? Jack feels _____.</li> </ol>				






MONDAY

	LOOK & SAY	walk	under	drink	food	their
	SOUND OUT	star	start	sharp	shark	
		dark	card	sharpen	darken	
		I see the <u>star</u> in the <u>dark</u> .				
	READ	I will <u>start</u> . I will <u>start</u> to <u>sharpen</u> . I will <u>start</u> to <u>sharpen</u> the <u>crayon</u> . I will <u>start</u> to <u>sharpen</u> the <u>dark</u> <u>crayon</u> . Will you <u>start</u> ? Will you <u>start</u> to <u>sharpen</u> ? Will you <u>start</u> to <u>sharpen</u> the <u>crayon</u> ? Will you <u>start</u> to <u>sharpen</u> the <u>dark</u> <u>crayon</u> ? Where is the <u>crayon</u> ? Where is the <u>dark</u> <u>crayon</u> ? Where is the <u>dark</u> <u>crayon</u> that I want to <u>sharpen</u> ?				







TUESDAY

	WRITE	Copy the  and  words from Monday into your exercise books.				
---	-------	--	--	--	--	--



WEDNESDAY

	LOOK & SAY	walk	under	drink	food	their
	SOUND OUT	star	start	sharp	shark	
		dark	card	sharpen	darken	
		I see a <u>star</u> on the <u>card</u> .				
	READ	Who has a crayon? Who has a <u>dark</u> crayon? Who has a <u>sharp</u> crayon? Who has a <u>dark</u> , <u>sharp</u> crayon? Who has a <u>dark</u> , <u>sharp</u> crayon for my <u>card</u> ? Who has a <u>star</u> ? Who has a big <u>star</u> ? Who has a red <u>star</u> ? Who has a big, red <u>star</u> ? Who has a big, red <u>star</u> for my <u>card</u> ? Who has a <u>dark</u> , <u>sharp</u> crayon and a big, red <u>star</u> for my <u>card</u> ?				






# THURSDAY

	LOOK & SAY	walk	under	drink	food	their
 	READ	 <p>Jack and his mom have no food. Jack must walk to sell the cow. Jack goes to sell the cow. Jack will try to sell the cow because his mom wants to buy food. Jack came back with no cow. He had beans. His mom was not happy. His mom was not happy because they still had no food. Jack goes to bed with no food. Jack is sad. Jack wants food.</p> <div style="display: flex; justify-content: space-around; align-items: center;"> <div data-bbox="534 1016 815 1182">  <p>cow</p> </div> <div data-bbox="1102 1028 1270 1160">  <p>beans</p> </div> </div>				


# FRIDAY

	LOOK & SAY	walk	under	drink	food	their
	READ & ANSWER	<ol style="list-style-type: none"> <li>1. Who has no food? _____ and his _____ have no food.</li> <li>2. What does Jack try to sell? He tries to sell the _____.</li> <li>3. What does mom want to buy? Mom wants to buy _____.</li> <li>4. What did Jack come back with? Jack came back with _____.</li> <li>5. How does Jack feel? Jack feels _____.</li> </ol>				






MONDAY

	LOOK & SAY	walk	under	drink	food	their
	SOUND OUT	star	start	sharp	shark	
		dark	card	sharpen	darken	
		I see the <u>star</u> in the <u>dark</u> .				
	READ	I will <u>start</u> . I will <u>start</u> to <u>sharpen</u> . I will <u>start</u> to <u>sharpen</u> the <u>crayon</u> . I will <u>start</u> to <u>sharpen</u> the <u>dark</u> <u>crayon</u> . Will you <u>start</u> ? Will you <u>start</u> to <u>sharpen</u> ? Will you <u>start</u> to <u>sharpen</u> the <u>crayon</u> ? Will you <u>start</u> to <u>sharpen</u> the <u>dark</u> <u>crayon</u> ? Where is the <u>crayon</u> ? Where is the <u>dark</u> <u>crayon</u> ? Where is the <u>dark</u> <u>crayon</u> that I want to <u>sharpen</u> ?				







TUESDAY

	WRITE	Copy the  and  words from Monday into your exercise books.				
---	-------	--	--	--	--	--



WEDNESDAY

	LOOK & SAY	walk	under	drink	food	their
	SOUND OUT	star	start	sharp	shark	
		dark	card	sharpen	darken	
		I see a <u>star</u> on the <u>card</u> .				
	READ	Who has a crayon? Who has a <u>dark</u> crayon? Who has a <u>sharp</u> crayon? Who has a <u>dark</u> , <u>sharp</u> crayon? Who has a <u>dark</u> , <u>sharp</u> crayon for my <u>card</u> ? Who has a <u>star</u> ? Who has a big <u>star</u> ? Who has a red <u>star</u> ? Who has a big, red <u>star</u> ? Who has a big, red <u>star</u> for my <u>card</u> ? Who has a <u>dark</u> , <u>sharp</u> crayon and a big, red <u>star</u> for my <u>card</u> ?				

# THURSDAY






	LOOK & SAY	walk	under	drink	food	their
 	READ	 <p>Jack and his mom have no food. Jack must walk to sell the cow. Jack goes to sell the cow. Jack will try to sell the cow because his mom wants to buy food. Jack came back with no cow. He had beans. His mom was not happy. His mom was not happy because they still had no food. Jack goes to bed with no food. Jack is sad. Jack wants food.</p> <div style="display: flex; justify-content: space-around; align-items: center;"> <div data-bbox="533 1016 815 1182">  <p>cow</p> </div> <div data-bbox="1102 1028 1270 1160">  <p>beans</p> </div> </div>				

# FRIDAY



	LOOK & SAY	walk	under	drink	food	their
	READ & ANSWER	<ol style="list-style-type: none"> <li>1. Who has no food? _____ and his _____ have no food.</li> <li>2. What does Jack try to sell? He tries to sell the _____.</li> <li>3. What does mom want to buy? Mom wants to buy _____.</li> <li>4. What did Jack come back with? Jack came back with _____.</li> <li>5. How does Jack feel? Jack feels _____.</li> </ol>				








MONDAY

	LOOK & SAY	walk	under	drink	food	their
	SOUND OUT	star	start	sharp	shark	
		dark	card	sharpen	darken	
		I see the <u>star</u> in the <u>dark</u> .				
	READ	I will <u>start</u> . I will <u>start</u> to <u>sharpen</u> . I will <u>start</u> to <u>sharpen</u> the <u>crayon</u> . I will <u>start</u> to <u>sharpen</u> the <u>dark</u> <u>crayon</u> . Will you <u>start</u> ? Will you <u>start</u> to <u>sharpen</u> ? Will you <u>start</u> to <u>sharpen</u> the <u>crayon</u> ? Will you <u>start</u> to <u>sharpen</u> the <u>dark</u> <u>crayon</u> ? Where is the <u>crayon</u> ? Where is the <u>dark</u> <u>crayon</u> ? Where is the <u>dark</u> <u>crayon</u> that I want to <u>sharpen</u> ?				






TUESDAY

	WRITE	Copy the  and  words from Monday into your exercise books.				
---	-------	--	--	--	--	--



WEDNESDAY

	LOOK & SAY	walk	under	drink	food	their
	SOUND OUT	star	start	sharp	shark	
		dark	card	sharpen	darken	
		I see a <u>star</u> on the <u>card</u> .				
	READ	Who has a crayon? Who has a <u>dark</u> crayon? Who has a <u>sharp</u> crayon? Who has a <u>dark</u> , <u>sharp</u> crayon? Who has a <u>dark</u> , <u>sharp</u> crayon for my <u>card</u> ? Who has a <u>star</u> ? Who has a big <u>star</u> ? Who has a red <u>star</u> ? Who has a big, red <u>star</u> ? Who has a big, red <u>star</u> for my <u>card</u> ? Who has a <u>dark</u> , <u>sharp</u> crayon and a big, red <u>star</u> for my <u>card</u> ?				





# THURSDAY

	LOOK & SAY	walk	under	drink	food	their
	READ	 <p>Jack and his mom have no food. Jack must walk to sell the cow. Jack goes to sell the cow. Jack will try to sell the cow because his mom wants to buy food. Jack came back with no cow. He had beans. His mom was not happy. His mom was not happy because they still had no food. Jack goes to bed with no food. Jack is sad. Jack wants food.</p> <div style="display: flex; justify-content: space-around; align-items: center;"> <div data-bbox="534 1016 815 1182">  <p>cow</p> </div> <div data-bbox="1102 1028 1270 1160">  <p>beans</p> </div> </div>				


# FRIDAY

	LOOK & SAY	walk	under	drink	food	their
	READ & ANSWER	<ol style="list-style-type: none"> <li>1. Who has no food? _____ and his _____ have no food.</li> <li>2. What does Jack try to sell? He tries to sell the _____.</li> <li>3. What does mom want to buy? Mom wants to buy _____.</li> <li>4. What did Jack come back with? Jack came back with _____.</li> <li>5. How does Jack feel? Jack feels _____.</li> </ol>				





MONDAY

	LOOK & SAY	walk	under	drink	food	their
	SOUND OUT	star	start	sharp	shark	
		dark	card	sharpen	darken	
	★	I see the <u>star</u> in the <u>dark</u> .				
	READ	I will <u>start</u> . I will <u>start</u> to <u>sharpen</u> . I will <u>start</u> to <u>sharpen</u> the <u>crayon</u> . I will <u>start</u> to <u>sharpen</u> the <u>dark</u> <u>crayon</u> . Will you <u>start</u> ? Will you <u>start</u> to <u>sharpen</u> ? Will you <u>start</u> to <u>sharpen</u> the <u>crayon</u> ? Will you <u>start</u> to <u>sharpen</u> the <u>dark</u> <u>crayon</u> ? Where is the <u>crayon</u> ? Where is the <u>dark</u> <u>crayon</u> ? Where is the <u>dark</u> <u>crayon</u> that I want to <u>sharpen</u> ?				







TUESDAY

	WRITE	Copy the  and  words from Monday into your exercise books.				
---	-------	--	--	--	--	--



WEDNESDAY

	LOOK & SAY	walk	under	drink	food	their
	SOUND OUT	star	start	sharp	shark	
		dark	card	sharpen	darken	
	★	I see a <u>star</u> on the <u>card</u> .				
	READ	Who has a crayon? Who has a <u>dark</u> crayon? Who has a <u>sharp</u> crayon? Who has a <u>dark</u> , <u>sharp</u> crayon? Who has a <u>dark</u> , <u>sharp</u> crayon for my <u>card</u> ? Who has a <u>star</u> ? Who has a big <u>star</u> ? Who has a red <u>star</u> ? Who has a big, red <u>star</u> ? Who has a big, red <u>star</u> for my <u>card</u> ? Who has a <u>dark</u> , <u>sharp</u> crayon and a big, red <u>star</u> for my <u>card</u> ?				






# THURSDAY

	LOOK & SAY	walk	under	drink	food	their
 	READ	 <p>Jack and his mom have no food. Jack must walk to sell the cow. Jack goes to sell the cow. Jack will try to sell the cow because his mom wants to buy food. Jack came back with no cow. He had beans. His mom was not happy. His mom was not happy because they still had no food. Jack goes to bed with no food. Jack is sad. Jack wants food.</p> <div style="display: flex; justify-content: space-around; align-items: center;"> <div data-bbox="534 1016 817 1182">  <p>cow</p> </div> <div data-bbox="1102 1032 1270 1160">  <p>beans</p> </div> </div>				



# FRIDAY

	LOOK & SAY	walk	under	drink	food	their
	READ & ANSWER	<ol style="list-style-type: none"> <li>1. Who has no food? _____ and his _____ have no food.</li> <li>2. What does Jack try to sell? He tries to sell the _____.</li> <li>3. What does mom want to buy? Mom wants to buy _____.</li> <li>4. What did Jack come back with? Jack came back with _____.</li> <li>5. How does Jack feel? Jack feels _____.</li> </ol>				






MONDAY

	LOOK & SAY	walk	under	drink	food	their
	SOUND OUT	star	start	sharp	shark	
		dark	card	sharpen	darken	
		I see the <u>star</u> in the <u>dark</u> .				
	READ	I will <u>start</u> . I will <u>start</u> to <u>sharpen</u> . I will <u>start</u> to <u>sharpen</u> the <u>crayon</u> . I will <u>start</u> to <u>sharpen</u> the <u>dark</u> <u>crayon</u> . Will you <u>start</u> ? Will you <u>start</u> to <u>sharpen</u> ? Will you <u>start</u> to <u>sharpen</u> the <u>crayon</u> ? Will you <u>start</u> to <u>sharpen</u> the <u>dark</u> <u>crayon</u> ? Where is the <u>crayon</u> ? Where is the <u>dark</u> <u>crayon</u> ? Where is the <u>dark</u> <u>crayon</u> that I want to <u>sharpen</u> ?				







TUESDAY

	WRITE	Copy the  and  words from Monday into your exercise books.				
---	-------	--	--	--	--	--



WEDNESDAY

	LOOK & SAY	walk	under	drink	food	their
	SOUND OUT	star	start	sharp	shark	
		dark	card	sharpen	darken	
		I see a <u>star</u> on the <u>card</u> .				
	READ	Who has a crayon? Who has a <u>dark</u> crayon? Who has a <u>sharp</u> crayon? Who has a <u>dark</u> , <u>sharp</u> crayon? Who has a <u>dark</u> , <u>sharp</u> crayon for my <u>card</u> ? Who has a <u>star</u> ? Who has a big <u>star</u> ? Who has a red <u>star</u> ? Who has a big, red <u>star</u> ? Who has a big, red <u>star</u> for my <u>card</u> ? Who has a <u>dark</u> , <u>sharp</u> crayon and a big, red <u>star</u> for my <u>card</u> ?				






# THURSDAY

	LOOK & SAY	walk	under	drink	food	their
 	READ	 <p>Jack and his mom have no food. Jack must walk to sell the cow. Jack goes to sell the cow. Jack will try to sell the cow because his mom wants to buy food. Jack came back with no cow. He had beans. His mom was not happy. His mom was not happy because they still had no food. Jack goes to bed with no food. Jack is sad. Jack wants food.</p> <div style="display: flex; justify-content: space-around; align-items: center;"> <div data-bbox="533 1016 815 1182">  <p>cow</p> </div> <div data-bbox="1102 1028 1270 1160">  <p>beans</p> </div> </div>				


# FRIDAY

	LOOK & SAY	walk	under	drink	food	their
	READ & ANSWER	<ol style="list-style-type: none"> <li>1. Who has no food? _____ and his _____ have no food.</li> <li>2. What does Jack try to sell? He tries to sell the _____.</li> <li>3. What does mom want to buy? Mom wants to buy _____.</li> <li>4. What did Jack come back with? Jack came back with _____.</li> <li>5. How does Jack feel? Jack feels _____.</li> </ol>				






MONDAY

	LOOK & SAY	walk	under	drink	food	their
	SOUND OUT	star	start	sharp	shark	
		dark	card	sharpen	darken	
		I see the <u>star</u> in the <u>dark</u> .				
	READ	I will <u>start</u> . I will <u>start</u> to <u>sharpen</u> . I will <u>start</u> to <u>sharpen</u> the <u>crayon</u> . I will <u>start</u> to <u>sharpen</u> the <u>dark</u> <u>crayon</u> . Will you <u>start</u> ? Will you <u>start</u> to <u>sharpen</u> ? Will you <u>start</u> to <u>sharpen</u> the <u>crayon</u> ? Will you <u>start</u> to <u>sharpen</u> the <u>dark</u> <u>crayon</u> ? Where is the <u>crayon</u> ? Where is the <u>dark</u> <u>crayon</u> ? Where is the <u>dark</u> <u>crayon</u> that I want to <u>sharpen</u> ?				







TUESDAY

	WRITE	Copy the  and  words from Monday into your exercise books.				
---	-------	--	--	--	--	--



WEDNESDAY

	LOOK & SAY	walk	under	drink	food	their
	SOUND OUT	star	start	sharp	shark	
		dark	card	sharpen	darken	
		I see a <u>star</u> on the <u>card</u> .				
	READ	Who has a crayon? Who has a <u>dark</u> crayon? Who has a <u>sharp</u> crayon? Who has a <u>dark</u> , <u>sharp</u> crayon? Who has a <u>dark</u> , <u>sharp</u> crayon for my <u>card</u> ? Who has a <u>star</u> ? Who has a big <u>star</u> ? Who has a red <u>star</u> ? Who has a big, red <u>star</u> ? Who has a big, red <u>star</u> for my <u>card</u> ? Who has a <u>dark</u> , <u>sharp</u> crayon and a big, red <u>star</u> for my <u>card</u> ?				

# THURSDAY





	LOOK & SAY	walk	under	drink	food	their
 	READ	 <p>Jack and his mom have no food. Jack must walk to sell the cow. Jack goes to sell the cow. Jack will try to sell the cow because his mom wants to buy food. Jack came back with no cow. He had beans. His mom was not happy. His mom was not happy because they still had no food. Jack goes to bed with no food. Jack is sad. Jack wants food.</p> <div style="display: flex; justify-content: space-around; align-items: center;"> <div data-bbox="534 1016 815 1182">  <p>cow</p> </div> <div data-bbox="1102 1028 1270 1160">  <p>beans</p> </div> </div>				

# FRIDAY



	LOOK & SAY	walk	under	drink	food	their
	READ & ANSWER	<ol style="list-style-type: none"> <li>1. Who has no food? _____ and his _____ have no food.</li> <li>2. What does Jack try to sell? He tries to sell the _____.</li> <li>3. What does mom want to buy? Mom wants to buy _____.</li> <li>4. What did Jack come back with? Jack came back with _____.</li> <li>5. How does Jack feel? Jack feels _____.</li> </ol>				







MONDAY

	LOOK & SAY	walk	under	drink	food	their
	SOUND OUT	star	start	sharp	shark	
		dark	card	sharpen	darken	
	★	I see the <u>star</u> in the <u>dark</u> .				
	READ	I will <u>start</u> . I will <u>start</u> to <u>sharpen</u> . I will <u>start</u> to <u>sharpen</u> the <u>crayon</u> . I will <u>start</u> to <u>sharpen</u> the <u>dark</u> <u>crayon</u> . Will you <u>start</u> ? Will you <u>start</u> to <u>sharpen</u> ? Will you <u>start</u> to <u>sharpen</u> the <u>crayon</u> ? Will you <u>start</u> to <u>sharpen</u> the <u>dark</u> <u>crayon</u> ? Where is the <u>crayon</u> ? Where is the <u>dark</u> <u>crayon</u> ? Where is the <u>dark</u> <u>crayon</u> that I want to <u>sharpen</u> ?				







TUESDAY

	WRITE	Copy the  and  words from Monday into your exercise books.				
---	-------	--	--	--	--	--



WEDNESDAY

	LOOK & SAY	walk	under	drink	food	their
	SOUND OUT	star	start	sharp	shark	
		dark	card	sharpen	darken	
	★	I see a <u>star</u> on the <u>card</u> .				
	READ	Who has a crayon? Who has a <u>dark</u> crayon? Who has a <u>sharp</u> crayon? Who has a <u>dark</u> , <u>sharp</u> crayon? Who has a <u>dark</u> , <u>sharp</u> crayon for my <u>card</u> ? Who has a <u>star</u> ? Who has a big <u>star</u> ? Who has a red <u>star</u> ? Who has a big, red <u>star</u> ? Who has a big, red <u>star</u> for my <u>card</u> ? Who has a <u>dark</u> , <u>sharp</u> crayon and a big, red <u>star</u> for my <u>card</u> ?				





# THURSDAY

	LOOK & SAY	walk	under	drink	food	their
 	READ	 <p>Jack and his mom have no food. Jack must walk to sell the cow. Jack goes to sell the cow. Jack will try to sell the cow because his mom wants to buy food. Jack came back with no cow. He had beans. His mom was not happy. His mom was not happy because they still had no food. Jack goes to bed with no food. Jack is sad. Jack wants food.</p> <div style="display: flex; justify-content: space-around; align-items: center;"> <div data-bbox="533 1016 815 1182">  <p>cow</p> </div> <div data-bbox="1102 1028 1270 1160">  <p>beans</p> </div> </div>				



# FRIDAY

	LOOK & SAY	walk	under	drink	food	their
	READ & ANSWER	<ol style="list-style-type: none"> <li>1. Who has no food? _____ and his _____ have no food.</li> <li>2. What does Jack try to sell? He tries to sell the _____.</li> <li>3. What does mom want to buy? Mom wants to buy _____.</li> <li>4. What did Jack come back with? Jack came back with _____.</li> <li>5. How does Jack feel? Jack feels _____.</li> </ol>				





MONDAY

	LOOK & SAY	best	make	next	money	buy
	SOUND OUT	proud	try	catch	fetch	
		stay	card	crayon	sharp	
	★	I will <u>try</u> to <u>fetch</u> the <u>crayon</u> .				
	READ	I will <u>try</u> . I will <u>try</u> to make a <u>card</u> . I will <u>try</u> to make the best <u>card</u> . I will <u>try</u> to make the <u>best</u> card for my mom. She will be <u>proud</u> . She will be <u>proud</u> of the <u>card</u> . I will not buy a <u>card</u> . I will not buy a <u>card</u> with money. I will make a <u>card</u> . I will make a <u>card</u> with a <u>crayon</u> . I will make a <u>card</u> with a <u>sharp</u> <u>crayon</u> .				






TUESDAY

	WRITE	Copy the  and  words from Monday into your exercise books.
---	-------	--



WEDNESDAY

	LOOK & SAY	best	make	next	money	buy
	SOUND OUT	proud	try	catch	fetch	
		stay	card	crayon	sharp	
	★	I am <u>proud</u> of my <u>card</u> .				
	READ	I will <u>stay</u> . I will <u>stay</u> and <u>try</u> . I will <u>stay</u> and <u>try</u> to <u>catch</u> . I will <u>stay</u> and <u>try</u> to <u>catch</u> the <u>crayon</u> . I will be <u>proud</u> . I will be <u>proud</u> if I <u>stay</u> . I will be <u>proud</u> if I <u>stay</u> and <u>try</u> . I will be <u>proud</u> if I <u>stay</u> and <u>try</u> to <u>catch</u> . I will be <u>proud</u> if I <u>stay</u> and <u>try</u> to <u>catch</u> the <u>crayon</u> . The <u>crayon</u> is <u>sharp</u> . I will <u>try</u> to <u>catch</u> the <u>sharp</u> <u>crayon</u> . I will be <u>proud</u> . I will be <u>proud</u> if I <u>catch</u> the <u>sharp</u> <u>crayon</u> .				





# THURSDAY

	LOOK & SAY	best	make	next	money	buy
	READ	<p>Jack and mom have no money. Jack and mom have no money to buy food. Where will they get money from? Jack will go up. Jack will go up the beanstalk. Jack will <u>try</u> his best to go up the big beanstalk. Jack will go up the beanstalk to <u>fetch</u> money. Jack finds a chicken. Mom is proud. Jack is happy. Jack and mom have money. Jack and mom have money to buy food.</p> <div style="display: flex; justify-content: space-around; align-items: center;"> <div data-bbox="405 416 815 1211">  </div> <div data-bbox="911 943 1062 1160">  </div> <div data-bbox="1209 949 1422 1160">  </div> </div> <div style="display: flex; justify-content: space-around; margin-top: 10px;"> <span data-bbox="911 1167 1102 1211">beanstalk</span> <span data-bbox="1241 1167 1390 1211">chicken</span> </div>				

# FRIDAY

	LOOK & SAY	best	make	next	money	buy
	READ & ANSWER	<ol style="list-style-type: none"> <li>1. Who has no money? _____ and _____ have no money.</li> <li>2. Where does Jack go? Jack goes _____.</li> <li>3. Why does Jack go up the beanstalk? He goes up the beanstalk to _____.</li> <li>4. How does mom feel in the end? Mom feels _____ in the end.</li> <li>5. How does Jack feel in the end? Jack feels _____ in the end.</li> </ol>				





MONDAY

	LOOK & SAY	best	make	next	money	buy
	SOUND OUT	proud	try	catch	fetch	
		stay	card	crayon	sharp	
	★	I will <u>try</u> to <u>fetch</u> the <u>crayon</u> .				
	READ	I will <u>try</u> . I will <u>try</u> to make a <u>card</u> . I will <u>try</u> to make the best <u>card</u> . I will <u>try</u> to make the <u>best</u> card for my mom. She will be <u>proud</u> . She will be <u>proud</u> of the <u>card</u> . I will not buy a <u>card</u> . I will not buy a <u>card</u> with money. I will make a <u>card</u> . I will make a <u>card</u> with a <u>crayon</u> . I will make a <u>card</u> with a <u>sharp</u> <u>crayon</u> .				






TUESDAY

	WRITE	Copy the  and  words from Monday into your exercise books.
---	-------	--



WEDNESDAY

	LOOK & SAY	best	make	next	money	buy
	SOUND OUT	proud	try	catch	fetch	
		stay	card	crayon	sharp	
	★	I am <u>proud</u> of my <u>card</u> .				
	READ	I will <u>stay</u> . I will <u>stay</u> and <u>try</u> . I will <u>stay</u> and <u>try</u> to <u>catch</u> . I will <u>stay</u> and <u>try</u> to <u>catch</u> the <u>crayon</u> . I will be <u>proud</u> . I will be <u>proud</u> if I <u>stay</u> . I will be <u>proud</u> if I <u>stay</u> and <u>try</u> . I will be <u>proud</u> if I <u>stay</u> and <u>try</u> to <u>catch</u> . I will be <u>proud</u> if I <u>stay</u> and <u>try</u> to <u>catch</u> the <u>crayon</u> . The <u>crayon</u> is <u>sharp</u> . I will <u>try</u> to <u>catch</u> the <u>sharp</u> <u>crayon</u> . I will be <u>proud</u> . I will be <u>proud</u> if I <u>catch</u> the <u>sharp</u> <u>crayon</u> .				





# THURSDAY

	LOOK & SAY	best	make	next	money	buy
	READ	<p>Jack and mom have no money. Jack and mom have no money to buy food. Where will they get money from? Jack will go up. Jack will go up the beanstalk. Jack will <u>try</u> his best to go up the big beanstalk. Jack will go up the beanstalk to <u>fetch</u> money. Jack finds a chicken. Mom is proud. Jack is happy. Jack and mom have money. Jack and mom have money to buy food.</p> <div style="display: flex; justify-content: space-around; align-items: center;"> <div data-bbox="405 416 815 1211">  </div> <div data-bbox="911 943 1062 1160">  </div> <div data-bbox="1209 949 1422 1160">  </div> </div> <div style="display: flex; justify-content: space-around; margin-top: 10px;"> <span data-bbox="911 1167 1102 1211">beanstalk</span> <span data-bbox="1241 1167 1390 1211">chicken</span> </div>				

# FRIDAY

	LOOK & SAY	best	make	next	money	buy
	READ & ANSWER	<ol style="list-style-type: none"> <li>1. Who has no money?                  _____ and _____ have no money.</li> <li>2. Where does Jack go?                  Jack goes _____.</li> <li>3. Why does Jack go up the beanstalk?                  He goes up the beanstalk to _____.</li> <li>4. How does mom feel in the end?                  Mom feels _____ in the end.</li> <li>5. How does Jack feel in the end?                  Jack feels _____ in the end.</li> </ol>				





MONDAY

	LOOK & SAY	best	make	next	money	buy
	SOUND OUT	proud	try	catch	fetch	
		stay	card	crayon	sharp	
	★	I will <u>try</u> to <u>fetch</u> the <u>crayon</u> .				
	READ	I will <u>try</u> . I will <u>try</u> to make a <u>card</u> . I will <u>try</u> to make the best <u>card</u> . I will <u>try</u> to make the <u>best</u> card for my mom. She will be <u>proud</u> . She will be <u>proud</u> of the <u>card</u> . I will not buy a <u>card</u> . I will not buy a <u>card</u> with money. I will make a <u>card</u> . I will make a <u>card</u> with a <u>crayon</u> . I will make a <u>card</u> with a <u>sharp</u> <u>crayon</u> .				






TUESDAY

	WRITE	Copy the  and  words from Monday into your exercise books.
---	-------	--



WEDNESDAY

	LOOK & SAY	best	make	next	money	buy
	SOUND OUT	proud	try	catch	fetch	
		stay	card	crayon	sharp	
	★	I am <u>proud</u> of my <u>card</u> .				
	READ	I will <u>stay</u> . I will <u>stay</u> and <u>try</u> . I will <u>stay</u> and <u>try</u> to <u>catch</u> . I will <u>stay</u> and <u>try</u> to <u>catch</u> the <u>crayon</u> . I will be <u>proud</u> . I will be <u>proud</u> if I <u>stay</u> . I will be <u>proud</u> if I <u>stay</u> and <u>try</u> . I will be <u>proud</u> if I <u>stay</u> and <u>try</u> to <u>catch</u> . I will be <u>proud</u> if I <u>stay</u> and <u>try</u> to <u>catch</u> the <u>crayon</u> . The <u>crayon</u> is <u>sharp</u> . I will <u>try</u> to <u>catch</u> the <u>sharp</u> <u>crayon</u> . I will be <u>proud</u> . I will be <u>proud</u> if I <u>catch</u> the <u>sharp</u> <u>crayon</u> .				

# THURSDAY





	LOOK & SAY	best	make	next	money	buy
	READ	<p>Jack and mom have no money. Jack and mom have no money to buy food. Where will they get money from? Jack will go up. Jack will go up the beanstalk. Jack will <u>try</u> his best to go up the big beanstalk. Jack will go up the beanstalk to <u>fetch</u> money. Jack finds a chicken. Mom is proud. Jack is happy. Jack and mom have money. Jack and mom have money to buy food.</p> <div style="display: flex; justify-content: space-around; align-items: center;"> <div data-bbox="405 416 815 1211">  </div> <div data-bbox="911 943 1062 1160">  </div> <div data-bbox="1209 949 1422 1160">  </div> </div> <div style="display: flex; justify-content: space-around; margin-top: 10px;"> <span data-bbox="911 1167 1102 1211">beanstalk</span> <span data-bbox="1241 1167 1390 1211">chicken</span> </div>				

# FRIDAY



	LOOK & SAY	best	make	next	money	buy
	READ & ANSWER	<ol style="list-style-type: none"> <li>1. Who has no money?                  _____ and _____ have no money.</li> <li>2. Where does Jack go?                  Jack goes _____.</li> <li>3. Why does Jack go up the beanstalk?                  He goes up the beanstalk to _____.</li> <li>4. How does mom feel in the end?                  Mom feels _____ in the end.</li> <li>5. How does Jack feel in the end?                  Jack feels _____ in the end.</li> </ol>				







MONDAY

	LOOK & SAY	best	make	next	money	buy
	SOUND OUT	proud	try	catch	fetch	
		stay	card	crayon	sharp	
	★	I will <u>try</u> to <u>fetch</u> the <u>crayon</u> .				
	READ	I will <u>try</u> . I will <u>try</u> to make a <u>card</u> . I will <u>try</u> to make the best <u>card</u> . I will <u>try</u> to make the <u>best</u> card for my mom. She will be <u>proud</u> . She will be <u>proud</u> of the <u>card</u> . I will not buy a <u>card</u> . I will not buy a <u>card</u> with money. I will make a <u>card</u> . I will make a <u>card</u> with a <u>crayon</u> . I will make a <u>card</u> with a <u>sharp</u> <u>crayon</u> .				






TUESDAY

	WRITE	Copy the  and  words from Monday into your exercise books.				
---	-------	--	--	--	--	--



WEDNESDAY

	LOOK & SAY	best	make	next	money	buy
	SOUND OUT	proud	try	catch	fetch	
		stay	card	crayon	sharp	
	★	I am <u>proud</u> of my <u>card</u> .				
	READ	I will <u>stay</u> . I will <u>stay</u> and <u>try</u> . I will <u>stay</u> and <u>try</u> to <u>catch</u> . I will <u>stay</u> and <u>try</u> to <u>catch</u> the <u>crayon</u> . I will be <u>proud</u> . I will be <u>proud</u> if I <u>stay</u> . I will be <u>proud</u> if I <u>stay</u> and <u>try</u> . I will be <u>proud</u> if I <u>stay</u> and <u>try</u> to <u>catch</u> . I will be <u>proud</u> if I <u>stay</u> and <u>try</u> to <u>catch</u> the <u>crayon</u> . The <u>crayon</u> is <u>sharp</u> . I will <u>try</u> to <u>catch</u> the <u>sharp</u> <u>crayon</u> . I will be <u>proud</u> . I will be <u>proud</u> if I <u>catch</u> the <u>sharp</u> <u>crayon</u> .				





# THURSDAY

	LOOK & SAY	best	make	next	money	buy
	READ	<p>Jack and mom have no money. Jack and mom have no money to buy food. Where will they get money from? Jack will go up. Jack will go up the beanstalk. Jack will <u>try</u> his best to go up the big beanstalk. Jack will go up the beanstalk to <u>fetch</u> money. Jack finds a chicken. Mom is proud. Jack is happy. Jack and mom have money. Jack and mom have money to buy food.</p> <div style="display: flex; justify-content: space-around; align-items: center;"> <div data-bbox="405 416 815 1211">  </div> <div data-bbox="911 943 1062 1160">  </div> <div data-bbox="1209 949 1422 1160">  </div> </div> <div style="display: flex; justify-content: space-around; margin-top: 10px;"> <span data-bbox="911 1167 1102 1211">beanstalk</span> <span data-bbox="1241 1167 1390 1211">chicken</span> </div>				



# FRIDAY

	LOOK & SAY	best	make	next	money	buy
	READ & ANSWER	<ol style="list-style-type: none"> <li>1. Who has no money? _____ and _____ have no money.</li> <li>2. Where does Jack go? Jack goes _____.</li> <li>3. Why does Jack go up the beanstalk? He goes up the beanstalk to _____.</li> <li>4. How does mom feel in the end? Mom feels _____ in the end.</li> <li>5. How does Jack feel in the end? Jack feels _____ in the end.</li> </ol>				





MONDAY

	LOOK & SAY	best	make	next	money	buy
	SOUND OUT	proud	try	catch	fetch	
		stay	card	crayon	sharp	
	★	I will <u>try</u> to <u>fetch</u> the <u>crayon</u> .				
	READ	I will <u>try</u> . I will <u>try</u> to make a <u>card</u> . I will <u>try</u> to make the best <u>card</u> . I will <u>try</u> to make the <u>best</u> card for my mom. She will be <u>proud</u> . She will be <u>proud</u> of the <u>card</u> . I will not buy a <u>card</u> . I will not buy a <u>card</u> with money. I will make a <u>card</u> . I will make a <u>card</u> with a <u>crayon</u> . I will make a <u>card</u> with a <u>sharp</u> <u>crayon</u> .				






TUESDAY

	WRITE	Copy the  and  words from Monday into your exercise books.				
---	-------	--	--	--	--	--



WEDNESDAY

	LOOK & SAY	best	make	next	money	buy
	SOUND OUT	proud	try	catch	fetch	
		stay	card	crayon	sharp	
	★	I am <u>proud</u> of my <u>card</u> .				
	READ	I will <u>stay</u> . I will <u>stay</u> and <u>try</u> . I will <u>stay</u> and <u>try</u> to <u>catch</u> . I will <u>stay</u> and <u>try</u> to <u>catch</u> the <u>crayon</u> . I will be <u>proud</u> . I will be <u>proud</u> if I <u>stay</u> . I will be <u>proud</u> if I <u>stay</u> and <u>try</u> . I will be <u>proud</u> if I <u>stay</u> and <u>try</u> to <u>catch</u> . I will be <u>proud</u> if I <u>stay</u> and <u>try</u> to <u>catch</u> the <u>crayon</u> . The <u>crayon</u> is <u>sharp</u> . I will <u>try</u> to <u>catch</u> the <u>sharp</u> <u>crayon</u> . I will be <u>proud</u> . I will be <u>proud</u> if I <u>catch</u> the <u>sharp</u> <u>crayon</u> .				





# THURSDAY

	LOOK & SAY	best	make	next	money	buy
	READ	<p>Jack and mom have no money. Jack and mom have no money to buy food. Where will they get money from? Jack will go up. Jack will go up the beanstalk. Jack will <u>try</u> his best to go up the big beanstalk. Jack will go up the beanstalk to <u>fetch</u> money. Jack finds a chicken. Mom is proud. Jack is happy. Jack and mom have money. Jack and mom have money to buy food.</p> <div style="display: flex; justify-content: space-around; align-items: center;"> <div data-bbox="405 416 815 1211">  </div> <div data-bbox="911 943 1062 1160">  </div> <div data-bbox="1203 949 1422 1160">  </div> </div> <div style="display: flex; justify-content: space-around; margin-top: 10px;"> <span data-bbox="911 1167 1102 1211">beanstalk</span> <span data-bbox="1241 1167 1390 1211">chicken</span> </div>				

# FRIDAY

	LOOK & SAY	best	make	next	money	buy
	READ & ANSWER	<ol style="list-style-type: none"> <li>1. Who has no money?                  _____ and _____ have no money.</li> <li>2. Where does Jack go?                  Jack goes _____.</li> <li>3. Why does Jack go up the beanstalk?                  He goes up the beanstalk to _____.</li> <li>4. How does mom feel in the end?                  Mom feels _____ in the end.</li> <li>5. How does Jack feel in the end?                  Jack feels _____ in the end.</li> </ol>				





MONDAY

	LOOK & SAY	best	make	next	money	buy
	SOUND OUT	proud	try	catch	fetch	
		stay	card	crayon	sharp	
	★	I will <u>try</u> to <u>fetch</u> the <u>crayon</u> .				
	READ	I will <u>try</u> . I will <u>try</u> to make a <u>card</u> . I will <u>try</u> to make the best <u>card</u> . I will <u>try</u> to make the <u>best</u> card for my mom. She will be <u>proud</u> . She will be <u>proud</u> of the <u>card</u> . I will not buy a <u>card</u> . I will not buy a <u>card</u> with money. I will make a <u>card</u> . I will make a <u>card</u> with a <u>crayon</u> . I will make a <u>card</u> with a <u>sharp</u> <u>crayon</u> .				






TUESDAY

	WRITE	Copy the  and  words from Monday into your exercise books.				
---	-------	--	--	--	--	--



WEDNESDAY

	LOOK & SAY	best	make	next	money	buy
	SOUND OUT	proud	try	catch	fetch	
		stay	card	crayon	sharp	
	★	I am <u>proud</u> of my <u>card</u> .				
	READ	I will <u>stay</u> . I will <u>stay</u> and <u>try</u> . I will <u>stay</u> and <u>try</u> to <u>catch</u> . I will <u>stay</u> and <u>try</u> to <u>catch</u> the <u>crayon</u> . I will be <u>proud</u> . I will be <u>proud</u> if I <u>stay</u> . I will be <u>proud</u> if I <u>stay</u> and <u>try</u> . I will be <u>proud</u> if I <u>stay</u> and <u>try</u> to <u>catch</u> . I will be <u>proud</u> if I <u>stay</u> and <u>try</u> to <u>catch</u> the <u>crayon</u> . The <u>crayon</u> is <u>sharp</u> . I will <u>try</u> to <u>catch</u> the <u>sharp</u> <u>crayon</u> . I will be <u>proud</u> . I will be <u>proud</u> if I <u>catch</u> the <u>sharp</u> <u>crayon</u> .				





# THURSDAY

	LOOK & SAY	best	make	next	money	buy
	READ	<p>Jack and mom have no money. Jack and mom have no money to buy food. Where will they get money from? Jack will go up. Jack will go up the beanstalk. Jack will <u>try</u> his best to go up the big beanstalk. Jack will go up the beanstalk to <u>fetch</u> money. Jack finds a chicken. Mom is proud. Jack is happy. Jack and mom have money. Jack and mom have money to buy food.</p> <div style="display: flex; justify-content: space-around; align-items: center;"> <div data-bbox="405 416 815 1211">  </div> <div data-bbox="911 943 1062 1160">  </div> <div data-bbox="1209 949 1422 1160">  </div> </div> <div style="display: flex; justify-content: space-around; margin-top: 10px;"> <span data-bbox="911 1167 1102 1211">beanstalk</span> <span data-bbox="1241 1167 1390 1211">chicken</span> </div>				

# FRIDAY

	LOOK & SAY	best	make	next	money	buy
	READ & ANSWER	<ol style="list-style-type: none"> <li>1. Who has no money?                  _____ and _____ have no money.</li> <li>2. Where does Jack go?                  Jack goes _____.</li> <li>3. Why does Jack go up the beanstalk?                  He goes up the beanstalk to _____.</li> <li>4. How does mom feel in the end?                  Mom feels _____ in the end.</li> <li>5. How does Jack feel in the end?                  Jack feels _____ in the end.</li> </ol>				





MONDAY

	LOOK & SAY	best	make	next	money	buy
	SOUND OUT	proud	try	catch	fetch	
		stay	card	crayon	sharp	
	★	I will <u>try</u> to <u>fetch</u> the <u>crayon</u> .				
	READ	I will <u>try</u> . I will <u>try</u> to make a <u>card</u> . I will <u>try</u> to make the best <u>card</u> . I will <u>try</u> to make the <u>best</u> card for my mom. She will be <u>proud</u> . She will be <u>proud</u> of the <u>card</u> . I will not buy a <u>card</u> . I will not buy a <u>card</u> with money. I will make a <u>card</u> . I will make a <u>card</u> with a <u>crayon</u> . I will make a <u>card</u> with a <u>sharp</u> <u>crayon</u> .				






TUESDAY

	WRITE	Copy the  and  words from Monday into your exercise books.
---	-------	--



WEDNESDAY

	LOOK & SAY	best	make	next	money	buy
	SOUND OUT	proud	try	catch	fetch	
		stay	card	crayon	sharp	
	★	I am <u>proud</u> of my <u>card</u> .				
	READ	I will <u>stay</u> . I will <u>stay</u> and <u>try</u> . I will <u>stay</u> and <u>try</u> to <u>catch</u> . I will <u>stay</u> and <u>try</u> to <u>catch</u> the <u>crayon</u> . I will be <u>proud</u> . I will be <u>proud</u> if I <u>stay</u> . I will be <u>proud</u> if I <u>stay</u> and <u>try</u> . I will be <u>proud</u> if I <u>stay</u> and <u>try</u> to <u>catch</u> . I will be <u>proud</u> if I <u>stay</u> and <u>try</u> to <u>catch</u> the <u>crayon</u> . The <u>crayon</u> is <u>sharp</u> . I will <u>try</u> to <u>catch</u> the <u>sharp</u> <u>crayon</u> . I will be <u>proud</u> . I will be <u>proud</u> if I <u>catch</u> the <u>sharp</u> <u>crayon</u> .				

# THURSDAY





	LOOK & SAY	best	make	next	money	buy
	READ	<p>Jack and mom have no money. Jack and mom have no money to buy food. Where will they get money from? Jack will go up. Jack will go up the beanstalk. Jack will <u>try</u> his best to go up the big beanstalk. Jack will go up the beanstalk to <u>fetch</u> money. Jack finds a chicken. Mom is proud. Jack is happy. Jack and mom have money. Jack and mom have money to buy food.</p> <div style="display: flex; justify-content: space-around; align-items: center;"> <div data-bbox="405 416 815 1211">  </div> <div data-bbox="911 943 1062 1160">  </div> <div data-bbox="1209 949 1422 1160">  </div> </div> <div style="display: flex; justify-content: space-around; margin-top: 10px;"> <span data-bbox="911 1167 1102 1211">beanstalk</span> <span data-bbox="1241 1167 1390 1211">chicken</span> </div>				

# FRIDAY



	LOOK & SAY	best	make	next	money	buy
	READ & ANSWER	<ol style="list-style-type: none"> <li>1. Who has no money?                  _____ and _____ have no money.</li> <li>2. Where does Jack go?                  Jack goes _____.</li> <li>3. Why does Jack go up the beanstalk?                  He goes up the beanstalk to _____.</li> <li>4. How does mom feel in the end?                  Mom feels _____ in the end.</li> <li>5. How does Jack feel in the end?                  Jack feels _____ in the end.</li> </ol>				







MONDAY

	LOOK & SAY	best	make	next	money	buy
	SOUND OUT	proud	try	catch	fetch	
		stay	card	crayon	sharp	
	★	I will <u>try</u> to <u>fetch</u> the <u>crayon</u> .				
	READ	I will <u>try</u> . I will <u>try</u> to make a <u>card</u> . I will <u>try</u> to make the best <u>card</u> . I will <u>try</u> to make the <u>best</u> card for my mom. She will be <u>proud</u> . She will be <u>proud</u> of the <u>card</u> . I will not buy a <u>card</u> . I will not buy a <u>card</u> with money. I will make a <u>card</u> . I will make a <u>card</u> with a <u>crayon</u> . I will make a <u>card</u> with a <u>sharp</u> <u>crayon</u> .				






TUESDAY

	WRITE	Copy the  and  words from Monday into your exercise books.				
---	-------	--	--	--	--	--



WEDNESDAY

	LOOK & SAY	best	make	next	money	buy
	SOUND OUT	proud	try	catch	fetch	
		stay	card	crayon	sharp	
	★	I am <u>proud</u> of my <u>card</u> .				
	READ	I will <u>stay</u> . I will <u>stay</u> and <u>try</u> . I will <u>stay</u> and <u>try</u> to <u>catch</u> . I will <u>stay</u> and <u>try</u> to <u>catch</u> the <u>crayon</u> . I will be <u>proud</u> . I will be <u>proud</u> if I <u>stay</u> . I will be <u>proud</u> if I <u>stay</u> and <u>try</u> . I will be <u>proud</u> if I <u>stay</u> and <u>try</u> to <u>catch</u> . I will be <u>proud</u> if I <u>stay</u> and <u>try</u> to <u>catch</u> the <u>crayon</u> . The <u>crayon</u> is <u>sharp</u> . I will <u>try</u> to <u>catch</u> the <u>sharp</u> <u>crayon</u> . I will be <u>proud</u> . I will be <u>proud</u> if I <u>catch</u> the <u>sharp</u> <u>crayon</u> .				





# THURSDAY

	LOOK & SAY	best	make	next	money	buy
	READ	<p>Jack and mom have no money. Jack and mom have no money to buy food. Where will they get money from? Jack will go up. Jack will go up the beanstalk. Jack will <u>try</u> his best to go up the big beanstalk. Jack will go up the beanstalk to <u>fetch</u> money. Jack finds a chicken. Mom is proud. Jack is happy. Jack and mom have money. Jack and mom have money to buy food.</p> <div style="display: flex; justify-content: space-around; align-items: center;"> <div data-bbox="405 416 815 1211">  </div> <div data-bbox="911 943 1062 1160">  </div> <div data-bbox="1209 949 1422 1160">  </div> </div> <div style="display: flex; justify-content: space-around; margin-top: 10px;"> <span data-bbox="911 1167 1102 1211">beanstalk</span> <span data-bbox="1241 1167 1390 1211">chicken</span> </div>				



# FRIDAY

	LOOK & SAY	best	make	next	money	buy
	READ & ANSWER	<ol style="list-style-type: none"> <li>1. Who has no money?                  _____ and _____ have no money.</li> <li>2. Where does Jack go?                  Jack goes _____.</li> <li>3. Why does Jack go up the beanstalk?                  He goes up the beanstalk to _____.</li> <li>4. How does mom feel in the end?                  Mom feels _____ in the end.</li> <li>5. How does Jack feel in the end?                  Jack feels _____ in the end.</li> </ol>				





MONDAY

	LOOK & SAY	best	make	next	money	buy
	SOUND OUT	proud	try	catch	fetch	
		stay	card	crayon	sharp	
	★	I will <u>try</u> to <u>fetch</u> the <u>crayon</u> .				
	READ	I will <u>try</u> . I will <u>try</u> to make a <u>card</u> . I will <u>try</u> to make the best <u>card</u> . I will <u>try</u> to make the <u>best</u> card for my mom. She will be <u>proud</u> . She will be <u>proud</u> of the <u>card</u> . I will not buy a <u>card</u> . I will not buy a <u>card</u> with money. I will make a <u>card</u> . I will make a <u>card</u> with a <u>crayon</u> . I will make a <u>card</u> with a <u>sharp</u> <u>crayon</u> .				






TUESDAY

	WRITE	Copy the  and  words from Monday into your exercise books.
---	-------	--



WEDNESDAY

	LOOK & SAY	best	make	next	money	buy
	SOUND OUT	proud	try	catch	fetch	
		stay	card	crayon	sharp	
	★	I am <u>proud</u> of my <u>card</u> .				
	READ	I will <u>stay</u> . I will <u>stay</u> and <u>try</u> . I will <u>stay</u> and <u>try</u> to <u>catch</u> . I will <u>stay</u> and <u>try</u> to <u>catch</u> the <u>crayon</u> . I will be <u>proud</u> . I will be <u>proud</u> if I <u>stay</u> . I will be <u>proud</u> if I <u>stay</u> and <u>try</u> . I will be <u>proud</u> if I <u>stay</u> and <u>try</u> to <u>catch</u> . I will be <u>proud</u> if I <u>stay</u> and <u>try</u> to <u>catch</u> the <u>crayon</u> . The <u>crayon</u> is <u>sharp</u> . I will <u>try</u> to <u>catch</u> the <u>sharp</u> <u>crayon</u> . I will be <u>proud</u> . I will be <u>proud</u> if I <u>catch</u> the <u>sharp</u> <u>crayon</u> .				





# THURSDAY

	LOOK & SAY	best	make	next	money	buy
	READ	<p>Jack and mom have no money. Jack and mom have no money to buy food. Where will they get money from? Jack will go up. Jack will go up the beanstalk. Jack will <u>try</u> his best to go up the big beanstalk. Jack will go up the beanstalk to <u>fetch</u> money. Jack finds a chicken. Mom is proud. Jack is happy. Jack and mom have money. Jack and mom have money to buy food.</p> <div style="display: flex; justify-content: space-around; align-items: center;"> <div data-bbox="403 416 815 1211">  </div> <div data-bbox="911 943 1062 1160">  </div> <div data-bbox="1209 949 1422 1160">  </div> </div> <div style="display: flex; justify-content: space-around; margin-top: 10px;"> <span data-bbox="911 1167 1102 1211">beanstalk</span> <span data-bbox="1241 1167 1390 1211">chicken</span> </div>				

# FRIDAY

	LOOK & SAY	best	make	next	money	buy
	READ & ANSWER	<ol style="list-style-type: none"> <li>1. Who has no money?                  _____ and _____ have no money.</li> <li>2. Where does Jack go?                  Jack goes _____.</li> <li>3. Why does Jack go up the beanstalk?                  He goes up the beanstalk to _____.</li> <li>4. How does mom feel in the end?                  Mom feels _____ in the end.</li> <li>5. How does Jack feel in the end?                  Jack feels _____ in the end.</li> </ol>				





MONDAY

	LOOK & SAY	best	make	next	money	buy
	SOUND OUT	proud	try	catch	fetch	
		stay	card	crayon	sharp	
	★	I will <u>try</u> to <u>fetch</u> the <u>crayon</u> .				
	READ	I will <u>try</u> . I will <u>try</u> to make a <u>card</u> . I will <u>try</u> to make the best <u>card</u> . I will <u>try</u> to make the <u>best</u> card for my mom. She will be <u>proud</u> . She will be <u>proud</u> of the <u>card</u> . I will not buy a <u>card</u> . I will not buy a <u>card</u> with money. I will make a <u>card</u> . I will make a <u>card</u> with a <u>crayon</u> . I will make a <u>card</u> with a <u>sharp</u> <u>crayon</u> .				






TUESDAY

	WRITE	Copy the  and  words from Monday into your exercise books.
---	-------	--



WEDNESDAY

	LOOK & SAY	best	make	next	money	buy
	SOUND OUT	proud	try	catch	fetch	
		stay	card	crayon	sharp	
	★	I am <u>proud</u> of my <u>card</u> .				
	READ	I will <u>stay</u> . I will <u>stay</u> and <u>try</u> . I will <u>stay</u> and <u>try</u> to <u>catch</u> . I will <u>stay</u> and <u>try</u> to <u>catch</u> the <u>crayon</u> . I will be <u>proud</u> . I will be <u>proud</u> if I <u>stay</u> . I will be <u>proud</u> if I <u>stay</u> and <u>try</u> . I will be <u>proud</u> if I <u>stay</u> and <u>try</u> to <u>catch</u> . I will be <u>proud</u> if I <u>stay</u> and <u>try</u> to <u>catch</u> the <u>crayon</u> . The <u>crayon</u> is <u>sharp</u> . I will <u>try</u> to <u>catch</u> the <u>sharp</u> <u>crayon</u> . I will be <u>proud</u> . I will be <u>proud</u> if I <u>catch</u> the <u>sharp</u> <u>crayon</u> .				





# THURSDAY

	LOOK & SAY	best	make	next	money	buy
	READ	<p>Jack and mom have no money. Jack and mom have no money to buy food. Where will they get money from? Jack will go up. Jack will go up the beanstalk. Jack will <u>try</u> his best to go up the big beanstalk. Jack will go up the beanstalk to <u>fetch</u> money. Jack finds a chicken. Mom is proud. Jack is happy. Jack and mom have money. Jack and mom have money to buy food.</p> <div style="display: flex; justify-content: space-around; align-items: center;"> <div data-bbox="405 416 815 1211">  </div> <div data-bbox="911 943 1062 1160">  </div> <div data-bbox="1209 949 1422 1160">  </div> </div> <div style="display: flex; justify-content: space-around; margin-top: 10px;"> <span data-bbox="911 1167 1102 1211">beanstalk</span> <span data-bbox="1241 1167 1390 1211">chicken</span> </div>				

# FRIDAY

	LOOK & SAY	best	make	next	money	buy
	READ & ANSWER	<ol style="list-style-type: none"> <li>1. Who has no money?                  _____ and _____ have no money.</li> <li>2. Where does Jack go?                  Jack goes _____.</li> <li>3. Why does Jack go up the beanstalk?                  He goes up the beanstalk to _____.</li> <li>4. How does mom feel in the end?                  Mom feels _____ in the end.</li> <li>5. How does Jack feel in the end?                  Jack feels _____ in the end.</li> </ol>				





MONDAY

	LOOK & SAY	best	make	next	money	buy
	SOUND OUT	proud	try	catch	fetch	
		stay	card	crayon	sharp	
	★	I will <u>try</u> to <u>fetch</u> the <u>crayon</u> .				
	READ	I will <u>try</u> . I will <u>try</u> to make a <u>card</u> . I will <u>try</u> to make the best <u>card</u> . I will <u>try</u> to make the <u>best</u> card for my mom. She will be <u>proud</u> . She will be <u>proud</u> of the <u>card</u> . I will not buy a <u>card</u> . I will not buy a <u>card</u> with money. I will make a <u>card</u> . I will make a <u>card</u> with a <u>crayon</u> . I will make a <u>card</u> with a <u>sharp</u> <u>crayon</u> .				






TUESDAY

	WRITE	Copy the  and  words from Monday into your exercise books.
---	-------	--



WEDNESDAY

	LOOK & SAY	best	make	next	money	buy
	SOUND OUT	proud	try	catch	fetch	
		stay	card	crayon	sharp	
	★	I am <u>proud</u> of my <u>card</u> .				
	READ	I will <u>stay</u> . I will <u>stay</u> and <u>try</u> . I will <u>stay</u> and <u>try</u> to <u>catch</u> . I will <u>stay</u> and <u>try</u> to <u>catch</u> the <u>crayon</u> . I will be <u>proud</u> . I will be <u>proud</u> if I <u>stay</u> . I will be <u>proud</u> if I <u>stay</u> and <u>try</u> . I will be <u>proud</u> if I <u>stay</u> and <u>try</u> to <u>catch</u> . I will be <u>proud</u> if I <u>stay</u> and <u>try</u> to <u>catch</u> the <u>crayon</u> . The <u>crayon</u> is <u>sharp</u> . I will <u>try</u> to <u>catch</u> the <u>sharp</u> <u>crayon</u> . I will be <u>proud</u> . I will be <u>proud</u> if I <u>catch</u> the <u>sharp</u> <u>crayon</u> .				

# THURSDAY





	LOOK & SAY	best	make	next	money	buy
	READ	<p>Jack and mom have no money. Jack and mom have no money to buy food. Where will they get money from? Jack will go up. Jack will go up the beanstalk. Jack will <u>try</u> his best to go up the big beanstalk. Jack will go up the beanstalk to <u>fetch</u> money. Jack finds a chicken. Mom is proud. Jack is happy. Jack and mom have money. Jack and mom have money to buy food.</p> <div style="display: flex; justify-content: space-around; align-items: center;"> <div data-bbox="405 416 815 1211">  </div> <div data-bbox="911 943 1062 1160">  </div> <div data-bbox="1209 949 1422 1160">  </div> </div> <div style="display: flex; justify-content: space-around; margin-top: 10px;"> <span data-bbox="911 1167 1102 1211">beanstalk</span> <span data-bbox="1241 1167 1390 1211">chicken</span> </div>				

# FRIDAY



	LOOK & SAY	best	make	next	money	buy
	READ & ANSWER	<ol style="list-style-type: none"> <li>1. Who has no money?                  _____ and _____ have no money.</li> <li>2. Where does Jack go?                  Jack goes _____.</li> <li>3. Why does Jack go up the beanstalk?                  He goes up the beanstalk to _____.</li> <li>4. How does mom feel in the end?                  Mom feels _____ in the end.</li> <li>5. How does Jack feel in the end?                  Jack feels _____ in the end.</li> </ol>				







MONDAY

	LOOK & SAY	best	make	next	money	buy
	SOUND OUT	proud	try	catch	fetch	
		stay	card	crayon	sharp	
	★	I will <u>try</u> to <u>fetch</u> the <u>crayon</u> .				
	READ	I will <u>try</u> . I will <u>try</u> to make a <u>card</u> . I will <u>try</u> to make the best <u>card</u> . I will <u>try</u> to make the <u>best</u> card for my mom. She will be <u>proud</u> . She will be <u>proud</u> of the <u>card</u> . I will not buy a <u>card</u> . I will not buy a <u>card</u> with money. I will make a <u>card</u> . I will make a <u>card</u> with a <u>crayon</u> . I will make a <u>card</u> with a <u>sharp</u> <u>crayon</u> .				






TUESDAY

	WRITE	Copy the  and  words from Monday into your exercise books.
---	-------	--



WEDNESDAY

	LOOK & SAY	best	make	next	money	buy
	SOUND OUT	proud	try	catch	fetch	
		stay	card	crayon	sharp	
	★	I am <u>proud</u> of my <u>card</u> .				
	READ	I will <u>stay</u> . I will <u>stay</u> and <u>try</u> . I will <u>stay</u> and <u>try</u> to <u>catch</u> . I will <u>stay</u> and <u>try</u> to <u>catch</u> the <u>crayon</u> . I will be <u>proud</u> . I will be <u>proud</u> if I <u>stay</u> . I will be <u>proud</u> if I <u>stay</u> and <u>try</u> . I will be <u>proud</u> if I <u>stay</u> and <u>try</u> to <u>catch</u> . I will be <u>proud</u> if I <u>stay</u> and <u>try</u> to <u>catch</u> the <u>crayon</u> . The <u>crayon</u> is <u>sharp</u> . I will <u>try</u> to <u>catch</u> the <u>sharp</u> <u>crayon</u> . I will be <u>proud</u> . I will be <u>proud</u> if I <u>catch</u> the <u>sharp</u> <u>crayon</u> .				





# THURSDAY

	LOOK & SAY	best	make	next	money	buy
	READ	<p>Jack and mom have no money. Jack and mom have no money to buy food. Where will they get money from? Jack will go up. Jack will go up the beanstalk. Jack will <u>try</u> his best to go up the big beanstalk. Jack will go up the beanstalk to <u>fetch</u> money. Jack finds a chicken. Mom is proud. Jack is happy. Jack and mom have money. Jack and mom have money to buy food.</p> <div style="display: flex; justify-content: space-around; align-items: center;"> <div data-bbox="405 416 815 1211">  </div> <div data-bbox="911 943 1062 1160">  </div> <div data-bbox="1209 949 1422 1160">  </div> </div> <div style="display: flex; justify-content: space-around; margin-top: 10px;"> <span data-bbox="911 1167 1102 1211">beanstalk</span> <span data-bbox="1241 1167 1390 1211">chicken</span> </div>				



# FRIDAY

	LOOK & SAY	best	make	next	money	buy
	READ & ANSWER	<ol style="list-style-type: none"> <li>1. Who has no money? _____ and _____ have no money.</li> <li>2. Where does Jack go? Jack goes _____.</li> <li>3. Why does Jack go up the beanstalk? He goes up the beanstalk to _____.</li> <li>4. How does mom feel in the end? Mom feels _____ in the end.</li> <li>5. How does Jack feel in the end? Jack feels _____ in the end.</li> </ol>				





MONDAY

	LOOK & SAY	best	make	next	money	buy
	SOUND OUT	proud	try	catch	fetch	
		stay	card	crayon	sharp	
	★	I will <u>try</u> to <u>fetch</u> the <u>crayon</u> .				
	READ	I will <u>try</u> . I will <u>try</u> to make a <u>card</u> . I will <u>try</u> to make the best <u>card</u> . I will <u>try</u> to make the <u>best</u> card for my mom. She will be <u>proud</u> . She will be <u>proud</u> of the <u>card</u> . I will not buy a <u>card</u> . I will not buy a <u>card</u> with money. I will make a <u>card</u> . I will make a <u>card</u> with a <u>crayon</u> . I will make a <u>card</u> with a <u>sharp</u> <u>crayon</u> .				






TUESDAY

	WRITE	Copy the  and  words from Monday into your exercise books.
---	-------	--



WEDNESDAY

	LOOK & SAY	best	make	next	money	buy
	SOUND OUT	proud	try	catch	fetch	
		stay	card	crayon	sharp	
	★	I am <u>proud</u> of my <u>card</u> .				
	READ	I will <u>stay</u> . I will <u>stay</u> and <u>try</u> . I will <u>stay</u> and <u>try</u> to <u>catch</u> . I will <u>stay</u> and <u>try</u> to <u>catch</u> the <u>crayon</u> . I will be <u>proud</u> . I will be <u>proud</u> if I <u>stay</u> . I will be <u>proud</u> if I <u>stay</u> and <u>try</u> . I will be <u>proud</u> if I <u>stay</u> and <u>try</u> to <u>catch</u> . I will be <u>proud</u> if I <u>stay</u> and <u>try</u> to <u>catch</u> the <u>crayon</u> . The <u>crayon</u> is <u>sharp</u> . I will <u>try</u> to <u>catch</u> the <u>sharp</u> <u>crayon</u> . I will be <u>proud</u> . I will be <u>proud</u> if I <u>catch</u> the <u>sharp</u> <u>crayon</u> .				





# THURSDAY

	LOOK & SAY	best	make	next	money	buy
	READ	<p>Jack and mom have no money. Jack and mom have no money to buy food. Where will they get money from? Jack will go up. Jack will go up the beanstalk. Jack will <u>try</u> his best to go up the big beanstalk. Jack will go up the beanstalk to <u>fetch</u> money. Jack finds a chicken. Mom is proud. Jack is happy. Jack and mom have money. Jack and mom have money to buy food.</p> <div style="display: flex; justify-content: space-around; align-items: center;"> <div data-bbox="405 416 815 1211">  </div> <div data-bbox="911 943 1062 1160">  </div> <div data-bbox="1209 949 1422 1160">  </div> </div> <div style="display: flex; justify-content: space-around; margin-top: 10px;"> <span data-bbox="911 1167 1102 1211">beanstalk</span> <span data-bbox="1241 1167 1390 1211">chicken</span> </div>				

# FRIDAY

	LOOK & SAY	best	make	next	money	buy
	READ & ANSWER	<ol style="list-style-type: none"> <li>1. Who has no money? _____ and _____ have no money.</li> <li>2. Where does Jack go? Jack goes _____.</li> <li>3. Why does Jack go up the beanstalk? He goes up the beanstalk to _____.</li> <li>4. How does mom feel in the end? Mom feels _____ in the end.</li> <li>5. How does Jack feel in the end? Jack feels _____ in the end.</li> </ol>				





MONDAY

	LOOK & SAY	best	make	next	money	buy
	SOUND OUT	proud	try	catch	fetch	
		stay	card	crayon	sharp	
	★	I will <u>try</u> to <u>fetch</u> the <u>crayon</u> .				
	READ	I will <u>try</u> . I will <u>try</u> to make a <u>card</u> . I will <u>try</u> to make the best <u>card</u> . I will <u>try</u> to make the <u>best</u> card for my mom. She will be <u>proud</u> . She will be <u>proud</u> of the <u>card</u> . I will not buy a <u>card</u> . I will not buy a <u>card</u> with money. I will make a <u>card</u> . I will make a <u>card</u> with a <u>crayon</u> . I will make a <u>card</u> with a <u>sharp</u> <u>crayon</u> .				






TUESDAY

	WRITE	Copy the  and  words from Monday into your exercise books.
---	-------	--



WEDNESDAY

	LOOK & SAY	best	make	next	money	buy
	SOUND OUT	proud	try	catch	fetch	
		stay	card	crayon	sharp	
	★	I am <u>proud</u> of my <u>card</u> .				
	READ	I will <u>stay</u> . I will <u>stay</u> and <u>try</u> . I will <u>stay</u> and <u>try</u> to <u>catch</u> . I will <u>stay</u> and <u>try</u> to <u>catch</u> the <u>crayon</u> . I will be <u>proud</u> . I will be <u>proud</u> if I <u>stay</u> . I will be <u>proud</u> if I <u>stay</u> and <u>try</u> . I will be <u>proud</u> if I <u>stay</u> and <u>try</u> to <u>catch</u> . I will be <u>proud</u> if I <u>stay</u> and <u>try</u> to <u>catch</u> the <u>crayon</u> . The <u>crayon</u> is <u>sharp</u> . I will <u>try</u> to <u>catch</u> the <u>sharp</u> <u>crayon</u> . I will be <u>proud</u> . I will be <u>proud</u> if I <u>catch</u> the <u>sharp</u> <u>crayon</u> .				





# THURSDAY

	LOOK & SAY	best	make	next	money	buy
	READ	<p>Jack and mom have no money. Jack and mom have no money to buy food. Where will they get money from? Jack will go up. Jack will go up the beanstalk. Jack will <u>try</u> his best to go up the big beanstalk. Jack will go up the beanstalk to <u>fetch</u> money. Jack finds a chicken. Mom is proud. Jack is happy. Jack and mom have money. Jack and mom have money to buy food.</p> <div style="display: flex; justify-content: space-around; align-items: center;"> <div data-bbox="405 416 815 1211">  </div> <div data-bbox="911 943 1062 1160">  </div> <div data-bbox="1209 949 1422 1160">  </div> </div> <div style="display: flex; justify-content: space-around; margin-top: 10px;"> <span data-bbox="911 1167 1102 1211">beanstalk</span> <span data-bbox="1241 1167 1390 1211">chicken</span> </div>				

# FRIDAY

	LOOK & SAY	best	make	next	money	buy
	READ & ANSWER	<ol style="list-style-type: none"> <li>1. Who has no money?                  _____ and _____ have no money.</li> <li>2. Where does Jack go?                  Jack goes _____.</li> <li>3. Why does Jack go up the beanstalk?                  He goes up the beanstalk to _____.</li> <li>4. How does mom feel in the end?                  Mom feels _____ in the end.</li> <li>5. How does Jack feel in the end?                  Jack feels _____ in the end.</li> </ol>				





MONDAY

	LOOK & SAY	best	make	next	money	buy
	SOUND OUT	proud	try	catch	fetch	
		stay	card	crayon	sharp	
	★	I will <u>try</u> to <u>fetch</u> the <u>crayon</u> .				
	READ	I will <u>try</u> . I will <u>try</u> to make a <u>card</u> . I will <u>try</u> to make the best <u>card</u> . I will <u>try</u> to make the <u>best</u> card for my mom. She will be <u>proud</u> . She will be <u>proud</u> of the <u>card</u> . I will not buy a <u>card</u> . I will not buy a <u>card</u> with money. I will make a <u>card</u> . I will make a <u>card</u> with a <u>crayon</u> . I will make a <u>card</u> with a <u>sharp</u> <u>crayon</u> .				






TUESDAY

	WRITE	Copy the  and  words from Monday into your exercise books.
---	-------	--



WEDNESDAY

	LOOK & SAY	best	make	next	money	buy
	SOUND OUT	proud	try	catch	fetch	
		stay	card	crayon	sharp	
	★	I am <u>proud</u> of my <u>card</u> .				
	READ	I will <u>stay</u> . I will <u>stay</u> and <u>try</u> . I will <u>stay</u> and <u>try</u> to <u>catch</u> . I will <u>stay</u> and <u>try</u> to <u>catch</u> the <u>crayon</u> . I will be <u>proud</u> . I will be <u>proud</u> if I <u>stay</u> . I will be <u>proud</u> if I <u>stay</u> and <u>try</u> . I will be <u>proud</u> if I <u>stay</u> and <u>try</u> to <u>catch</u> . I will be <u>proud</u> if I <u>stay</u> and <u>try</u> to <u>catch</u> the <u>crayon</u> . The <u>crayon</u> is <u>sharp</u> . I will <u>try</u> to <u>catch</u> the <u>sharp</u> <u>crayon</u> . I will be <u>proud</u> . I will be <u>proud</u> if I <u>catch</u> the <u>sharp</u> <u>crayon</u> .				

# THURSDAY





	LOOK & SAY	best	make	next	money	buy
	READ	<p>Jack and mom have no money. Jack and mom have no money to buy food. Where will they get money from? Jack will go up. Jack will go up the beanstalk. Jack will <u>try</u> his best to go up the big beanstalk. Jack will go up the beanstalk to <u>fetch</u> money. Jack finds a chicken. Mom is proud. Jack is happy. Jack and mom have money. Jack and mom have money to buy food.</p> <div style="display: flex; justify-content: space-around; align-items: center;"> <div data-bbox="405 416 815 1211">  </div> <div data-bbox="911 943 1062 1160">  </div> <div data-bbox="1209 949 1422 1160">  </div> </div> <div style="display: flex; justify-content: space-around; margin-top: 10px;"> <span data-bbox="911 1167 1102 1211">beanstalk</span> <span data-bbox="1241 1167 1390 1211">chicken</span> </div>				

# FRIDAY



	LOOK & SAY	best	make	next	money	buy
	READ & ANSWER	<ol style="list-style-type: none"> <li>1. Who has no money? _____ and _____ have no money.</li> <li>2. Where does Jack go? Jack goes _____.</li> <li>3. Why does Jack go up the beanstalk? He goes up the beanstalk to _____.</li> <li>4. How does mom feel in the end? Mom feels _____ in the end.</li> <li>5. How does Jack feel in the end? Jack feels _____ in the end.</li> </ol>				







MONDAY

	LOOK & SAY	best	make	next	money	buy
	SOUND OUT	proud	try	catch	fetch	
		stay	card	crayon	sharp	
	★	I will <u>try</u> to <u>fetch</u> the <u>crayon</u> .				
	READ	I will <u>try</u> . I will <u>try</u> to make a <u>card</u> . I will <u>try</u> to make the best <u>card</u> . I will <u>try</u> to make the <u>best</u> card for my mom. She will be <u>proud</u> . She will be <u>proud</u> of the <u>card</u> . I will not buy a <u>card</u> . I will not buy a <u>card</u> with money. I will make a <u>card</u> . I will make a <u>card</u> with a <u>crayon</u> . I will make a <u>card</u> with a <u>sharp</u> <u>crayon</u> .				






TUESDAY

	WRITE	Copy the  and  words from Monday into your exercise books.
---	-------	--



WEDNESDAY

	LOOK & SAY	best	make	next	money	buy
	SOUND OUT	proud	try	catch	fetch	
		stay	card	crayon	sharp	
	★	I am <u>proud</u> of my <u>card</u> .				
	READ	I will <u>stay</u> . I will <u>stay</u> and <u>try</u> . I will <u>stay</u> and <u>try</u> to <u>catch</u> . I will <u>stay</u> and <u>try</u> to <u>catch</u> the <u>crayon</u> . I will be <u>proud</u> . I will be <u>proud</u> if I <u>stay</u> . I will be <u>proud</u> if I <u>stay</u> and <u>try</u> . I will be <u>proud</u> if I <u>stay</u> and <u>try</u> to <u>catch</u> . I will be <u>proud</u> if I <u>stay</u> and <u>try</u> to <u>catch</u> the <u>crayon</u> . The <u>crayon</u> is <u>sharp</u> . I will <u>try</u> to <u>catch</u> the <u>sharp</u> <u>crayon</u> . I will be <u>proud</u> . I will be <u>proud</u> if I <u>catch</u> the <u>sharp</u> <u>crayon</u> .				





# THURSDAY

	LOOK & SAY	best	make	next	money	buy
	READ	<p>Jack and mom have no money. Jack and mom have no money to buy food. Where will they get money from? Jack will go up. Jack will go up the beanstalk. Jack will <u>try</u> his best to go up the big beanstalk. Jack will go up the beanstalk to <u>fetch</u> money. Jack finds a chicken. Mom is proud. Jack is happy. Jack and mom have money. Jack and mom have money to buy food.</p> <div style="display: flex; justify-content: space-around; align-items: center;"> <div data-bbox="405 416 815 1211">  </div> <div data-bbox="911 943 1062 1160">  </div> <div data-bbox="1209 949 1422 1160">  </div> </div> <div style="display: flex; justify-content: space-around; margin-top: 10px;"> <div data-bbox="911 1167 1102 1211">beanstalk</div> <div data-bbox="1241 1167 1390 1211">chicken</div> </div>				



# FRIDAY

	LOOK & SAY	best	make	next	money	buy
	READ & ANSWER	<ol style="list-style-type: none"> <li>1. Who has no money? _____ and _____ have no money.</li> <li>2. Where does Jack go? Jack goes _____.</li> <li>3. Why does Jack go up the beanstalk? He goes up the beanstalk to _____.</li> <li>4. How does mom feel in the end? Mom feels _____ in the end.</li> <li>5. How does Jack feel in the end? Jack feels _____ in the end.</li> </ol>				





MONDAY

	LOOK & SAY	best	make	next	money	buy
	SOUND OUT	proud	try	catch	fetch	
		stay	card	crayon	sharp	
	★	I will <u>try</u> to <u>fetch</u> the <u>crayon</u> .				
	READ	I will <u>try</u> . I will <u>try</u> to make a <u>card</u> . I will <u>try</u> to make the best <u>card</u> . I will <u>try</u> to make the <u>best</u> card for my mom. She will be <u>proud</u> . She will be <u>proud</u> of the <u>card</u> . I will not buy a <u>card</u> . I will not buy a <u>card</u> with money. I will make a <u>card</u> . I will make a <u>card</u> with a <u>crayon</u> . I will make a <u>card</u> with a <u>sharp</u> <u>crayon</u> .				






TUESDAY

	WRITE	Copy the  and  words from Monday into your exercise books.
---	-------	--



WEDNESDAY

	LOOK & SAY	best	make	next	money	buy
	SOUND OUT	proud	try	catch	fetch	
		stay	card	crayon	sharp	
	★	I am <u>proud</u> of my <u>card</u> .				
	READ	I will <u>stay</u> . I will <u>stay</u> and <u>try</u> . I will <u>stay</u> and <u>try</u> to <u>catch</u> . I will <u>stay</u> and <u>try</u> to <u>catch</u> the <u>crayon</u> . I will be <u>proud</u> . I will be <u>proud</u> if I <u>stay</u> . I will be <u>proud</u> if I <u>stay</u> and <u>try</u> . I will be <u>proud</u> if I <u>stay</u> and <u>try</u> to <u>catch</u> . I will be <u>proud</u> if I <u>stay</u> and <u>try</u> to <u>catch</u> the <u>crayon</u> . The <u>crayon</u> is <u>sharp</u> . I will <u>try</u> to <u>catch</u> the <u>sharp</u> <u>crayon</u> . I will be <u>proud</u> . I will be <u>proud</u> if I <u>catch</u> the <u>sharp</u> <u>crayon</u> .				





# THURSDAY

	LOOK & SAY	best	make	next	money	buy
	READ	<p>Jack and mom have no money. Jack and mom have no money to buy food. Where will they get money from? Jack will go up. Jack will go up the beanstalk. Jack will <u>try</u> his best to go up the big beanstalk. Jack will go up the beanstalk to <u>fetch</u> money. Jack finds a chicken. Mom is proud. Jack is happy. Jack and mom have money. Jack and mom have money to buy food.</p> <div style="display: flex; justify-content: space-around; align-items: center;"> <div data-bbox="405 416 815 1211">  </div> <div data-bbox="911 943 1062 1160">  </div> <div data-bbox="1209 949 1422 1160">  </div> </div> <div style="display: flex; justify-content: space-around; margin-top: 10px;"> <span data-bbox="911 1167 1102 1211">beanstalk</span> <span data-bbox="1241 1167 1390 1211">chicken</span> </div>				

# FRIDAY

	LOOK & SAY	best	make	next	money	buy
	READ & ANSWER	<ol style="list-style-type: none"> <li>1. Who has no money? _____ and _____ have no money.</li> <li>2. Where does Jack go? Jack goes _____.</li> <li>3. Why does Jack go up the beanstalk? He goes up the beanstalk to _____.</li> <li>4. How does mom feel in the end? Mom feels _____ in the end.</li> <li>5. How does Jack feel in the end? Jack feels _____ in the end.</li> </ol>				





MONDAY

	LOOK & SAY	best	make	next	money	buy
	SOUND OUT	proud	try	catch	fetch	
		stay	card	crayon	sharp	
	★	I will <u>try</u> to <u>fetch</u> the <u>crayon</u> .				
	READ	I will <u>try</u> . I will <u>try</u> to make a <u>card</u> . I will <u>try</u> to make the best <u>card</u> . I will <u>try</u> to make the <u>best</u> card for my mom. She will be <u>proud</u> . She will be <u>proud</u> of the <u>card</u> . I will not buy a <u>card</u> . I will not buy a <u>card</u> with money. I will make a <u>card</u> . I will make a <u>card</u> with a <u>crayon</u> . I will make a <u>card</u> with a <u>sharp</u> <u>crayon</u> .				






TUESDAY

	WRITE	Copy the  and  words from Monday into your exercise books.
---	-------	--



WEDNESDAY

	LOOK & SAY	best	make	next	money	buy
	SOUND OUT	proud	try	catch	fetch	
		stay	card	crayon	sharp	
	★	I am <u>proud</u> of my <u>card</u> .				
	READ	I will <u>stay</u> . I will <u>stay</u> and <u>try</u> . I will <u>stay</u> and <u>try</u> to <u>catch</u> . I will <u>stay</u> and <u>try</u> to <u>catch</u> the <u>crayon</u> . I will be <u>proud</u> . I will be <u>proud</u> if I <u>stay</u> . I will be <u>proud</u> if I <u>stay</u> and <u>try</u> . I will be <u>proud</u> if I <u>stay</u> and <u>try</u> to <u>catch</u> . I will be <u>proud</u> if I <u>stay</u> and <u>try</u> to <u>catch</u> the <u>crayon</u> . The <u>crayon</u> is <u>sharp</u> . I will <u>try</u> to <u>catch</u> the <u>sharp</u> <u>crayon</u> . I will be <u>proud</u> . I will be <u>proud</u> if I <u>catch</u> the <u>sharp</u> <u>crayon</u> .				





# THURSDAY

	LOOK & SAY	best	make	next	money	buy
	READ	<p>Jack and mom have no money. Jack and mom have no money to buy food. Where will they get money from? Jack will go up. Jack will go up the beanstalk. Jack will <u>try</u> his best to go up the big beanstalk. Jack will go up the beanstalk to <u>fetch</u> money. Jack finds a chicken. Mom is proud. Jack is happy. Jack and mom have money. Jack and mom have money to buy food.</p> <div style="display: flex; justify-content: space-around; align-items: center;"> <div data-bbox="405 416 815 1211">  </div> <div data-bbox="911 943 1062 1160">  </div> <div data-bbox="1209 949 1422 1160">  </div> </div> <div style="display: flex; justify-content: space-around; margin-top: 10px;"> <span data-bbox="911 1167 1102 1211">beanstalk</span> <span data-bbox="1241 1167 1390 1211">chicken</span> </div>				

# FRIDAY

	LOOK & SAY	best	make	next	money	buy
	READ & ANSWER	<ol style="list-style-type: none"> <li>1. Who has no money?                  _____ and _____ have no money.</li> <li>2. Where does Jack go?                  Jack goes _____.</li> <li>3. Why does Jack go up the beanstalk?                  He goes up the beanstalk to _____.</li> <li>4. How does mom feel in the end?                  Mom feels _____ in the end.</li> <li>5. How does Jack feel in the end?                  Jack feels _____ in the end.</li> </ol>				





MONDAY

	LOOK & SAY	best	make	next	money	buy
	SOUND OUT	proud	try	catch	fetch	
		stay	card	crayon	sharp	
	★	I will <u>try</u> to <u>fetch</u> the <u>crayon</u> .				
	READ	I will <u>try</u> . I will <u>try</u> to make a <u>card</u> . I will <u>try</u> to make the best <u>card</u> . I will <u>try</u> to make the <u>best</u> card for my mom. She will be <u>proud</u> . She will be <u>proud</u> of the <u>card</u> . I will not buy a <u>card</u> . I will not buy a <u>card</u> with money. I will make a <u>card</u> . I will make a <u>card</u> with a <u>crayon</u> . I will make a <u>card</u> with a <u>sharp</u> <u>crayon</u> .				






TUESDAY

	WRITE	Copy the  and  words from Monday into your exercise books.
---	-------	--



WEDNESDAY

	LOOK & SAY	best	make	next	money	buy
	SOUND OUT	proud	try	catch	fetch	
		stay	card	crayon	sharp	
	★	I am <u>proud</u> of my <u>card</u> .				
	READ	I will <u>stay</u> . I will <u>stay</u> and <u>try</u> . I will <u>stay</u> and <u>try</u> to <u>catch</u> . I will <u>stay</u> and <u>try</u> to <u>catch</u> the <u>crayon</u> . I will be <u>proud</u> . I will be <u>proud</u> if I <u>stay</u> . I will be <u>proud</u> if I <u>stay</u> and <u>try</u> . I will be <u>proud</u> if I <u>stay</u> and <u>try</u> to <u>catch</u> . I will be <u>proud</u> if I <u>stay</u> and <u>try</u> to <u>catch</u> the <u>crayon</u> . The <u>crayon</u> is <u>sharp</u> . I will <u>try</u> to <u>catch</u> the <u>sharp</u> <u>crayon</u> . I will be <u>proud</u> . I will be <u>proud</u> if I <u>catch</u> the <u>sharp</u> <u>crayon</u> .				

# THURSDAY





	LOOK & SAY	best	make	next	money	buy
	READ	<p>Jack and mom have no money. Jack and mom have no money to buy food. Where will they get money from? Jack will go up. Jack will go up the beanstalk. Jack will <u>try</u> his best to go up the big beanstalk. Jack will go up the beanstalk to <u>fetch</u> money. Jack finds a chicken. Mom is proud. Jack is happy. Jack and mom have money. Jack and mom have money to buy food.</p> <div style="display: flex; justify-content: space-around; align-items: center;"> <div data-bbox="405 416 815 1211">  </div> <div data-bbox="911 943 1062 1160">  </div> <div data-bbox="1209 949 1422 1160">  </div> </div> <div style="display: flex; justify-content: space-around; margin-top: 10px;"> <span data-bbox="911 1167 1102 1211">beanstalk</span> <span data-bbox="1241 1167 1390 1211">chicken</span> </div>				

# FRIDAY



	LOOK & SAY	best	make	next	money	buy
	READ & ANSWER	<ol style="list-style-type: none"> <li>1. Who has no money?                  _____ and _____ have no money.</li> <li>2. Where does Jack go?                  Jack goes _____.</li> <li>3. Why does Jack go up the beanstalk?                  He goes up the beanstalk to _____.</li> <li>4. How does mom feel in the end?                  Mom feels _____ in the end.</li> <li>5. How does Jack feel in the end?                  Jack feels _____ in the end.</li> </ol>				







MONDAY

	LOOK & SAY	best	make	next	money	buy
	SOUND OUT	proud	try	catch	fetch	
		stay	card	crayon	sharp	
	★	I will <u>try</u> to <u>fetch</u> the <u>crayon</u> .				
	READ	I will <u>try</u> . I will <u>try</u> to make a <u>card</u> . I will <u>try</u> to make the best <u>card</u> . I will <u>try</u> to make the <u>best</u> card for my mom. She will be <u>proud</u> . She will be <u>proud</u> of the <u>card</u> . I will not buy a <u>card</u> . I will not buy a <u>card</u> with money. I will make a <u>card</u> . I will make a <u>card</u> with a <u>crayon</u> . I will make a <u>card</u> with a <u>sharp</u> <u>crayon</u> .				






TUESDAY

	WRITE	Copy the  and  words from Monday into your exercise books.
---	-------	--



WEDNESDAY

	LOOK & SAY	best	make	next	money	buy
	SOUND OUT	proud	try	catch	fetch	
		stay	card	crayon	sharp	
	★	I am <u>proud</u> of my <u>card</u> .				
	READ	I will <u>stay</u> . I will <u>stay</u> and <u>try</u> . I will <u>stay</u> and <u>try</u> to <u>catch</u> . I will <u>stay</u> and <u>try</u> to <u>catch</u> the <u>crayon</u> . I will be <u>proud</u> . I will be <u>proud</u> if I <u>stay</u> . I will be <u>proud</u> if I <u>stay</u> and <u>try</u> . I will be <u>proud</u> if I <u>stay</u> and <u>try</u> to <u>catch</u> . I will be <u>proud</u> if I <u>stay</u> and <u>try</u> to <u>catch</u> the <u>crayon</u> . The <u>crayon</u> is <u>sharp</u> . I will <u>try</u> to <u>catch</u> the <u>sharp</u> <u>crayon</u> . I will be <u>proud</u> . I will be <u>proud</u> if I <u>catch</u> the <u>sharp</u> <u>crayon</u> .				

# THURSDAY

	LOOK & SAY	best	make	next	money	buy
	READ	<p>Jack and mom have no money. Jack and mom have no money to buy food. Where will they get money from? Jack will go up. Jack will go up the beanstalk. Jack will <u>try</u> his best to go up the big beanstalk. Jack will go up the beanstalk to <u>fetch</u> money. Jack finds a chicken. Mom is proud. Jack is happy. Jack and mom have money. Jack and mom have money to buy food.</p> <div style="display: flex; justify-content: space-around; align-items: center;"> <div data-bbox="405 416 815 1211">  </div> <div data-bbox="911 943 1062 1160">  </div> <div data-bbox="1209 949 1422 1160">  </div> </div> <div style="display: flex; justify-content: space-around; margin-top: 10px;"> <span data-bbox="911 1167 1102 1211">beanstalk</span> <span data-bbox="1241 1167 1390 1211">chicken</span> </div>				

# FRIDAY

	LOOK & SAY	best	make	next	money	buy
	READ & ANSWER	<ol style="list-style-type: none"> <li>1. Who has no money?                  _____ and _____ have no money.</li> <li>2. Where does Jack go?                  Jack goes _____.</li> <li>3. Why does Jack go up the beanstalk?                  He goes up the beanstalk to _____.</li> <li>4. How does mom feel in the end?                  Mom feels _____ in the end.</li> <li>5. How does Jack feel in the end?                  Jack feels _____ in the end.</li> </ol>				